




4002 Liberty Bell Road
Fort Scott, Kansas 66701 USA
+1 800.653.3147
+1 620.223.3110
sales@norvellco.com

Wildcat Sieve

The Norvell Wildcat Sieve has a solid aluminum drop-in tray. Our unique design mechanically seals on the sieve and prevents leakage. Each sieve has a drop-in aluminum tray available with or without backwire. Backwire is available in an Inter-Crimpt, Welded, and a 400 Series Stainless Steel. Beneath the tray will be a 400 Series stainless steel pan. The sieves will be constructed from kiln dried hardwood with a high-pressure laminate to extend wear and guard against abrasion. Each sieve will have a machinery plush seal on the bottom edge to further help seal the sieves. These sieves will be constructed on our CNC machinery to maintain our quality control standards and to insure that we manufacture the very best product possible.



Advantages:

- ◆ The aluminum tray will outlast any wooden tray and should not become damaged during normal sieve and sifter maintenance. The tray easily lifts out from the sieve and will speed up your sifter maintenance time. Our tray design allows our customers to quickly and easily change out backwire, clothing and cleaners without damaging the screens. The tray also excels in high temperature, high moisture, or very abrasive applications.
- ◆ An integral part of the sieve is an aluminum corner that adds strength and durability to the integrity of the sieve.
- ◆ Wildcat Sieves are also available as a Backing Wireless Sieve.
- ◆ Glue-On screens hold the proper tension better than staple-on and cuts down on your downtime.
- ◆ Retrofit for ALL sifter manufacturers.
- ◆ Custom designed to meet the customer's required flow.

Industry Standard Sieve Sizes

24-11/16"	640 mm
28-3/4"	650 mm
30-7/8"	740 mm
30-7/8" x 40-7/8"	750 mm
40-7/8"	


*Custom Sizes are Available
to Fit Your Needs!*




Industry Standard Sieve Sizes

Sieve Size	Throat Size	Side Channel	Depth	Bays Per Tray	Sq. ft. 2 Ch	Sq. ft. FC
24-11/16"	1 1/2"	1 5/8"	2 1/4"	4	2.6	3.2
28-3/4"	1 1/2"	1 1/2"	2 1/2"	6	3.7	4.4
30-7/8"	2"	1 1/2"	3"	9	4.3	5.0
30-7/8" x 40-7/8"	2 1/2"	1 1/2"	3"	12	5.8	6.7
40-7/8"	3"	2 1/2"	4"	16	7.8	8.7


Call or email for details on additional sieve sizes 800-653-3147 or sales@norvellco.com



TWO CHANNEL SIEVE

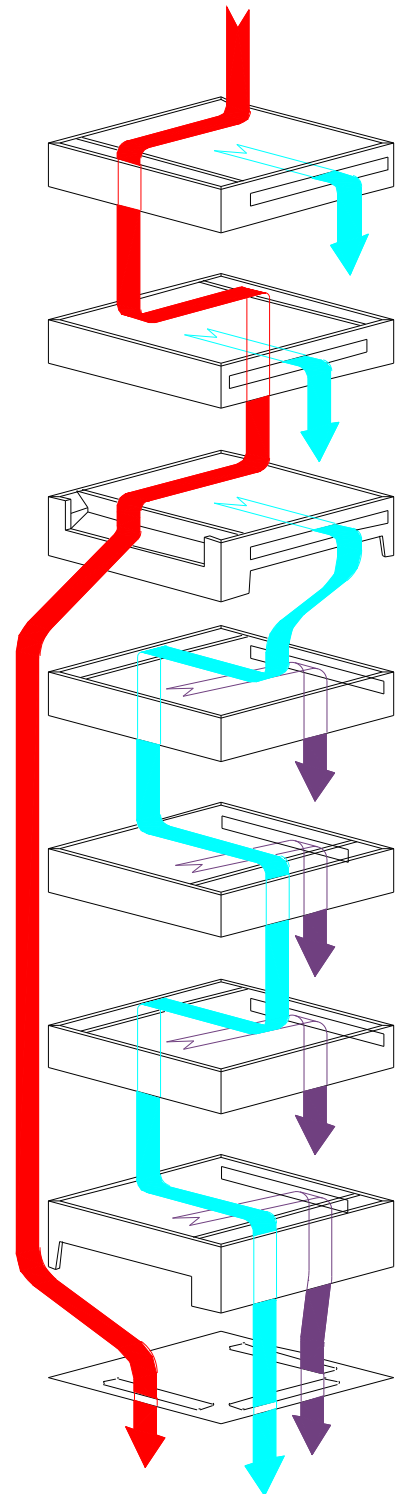


SINGLE CHANNEL SIEVE



FULL CLOTH SIEVE

- ◆ Norvell Wildcat sieves offer a unique versatility – unmatched by any other sieve manufacture.
- ◆ Our manufacturing process allows us to adapt sieves sizes and styles to meet any OEM sifter needs – Including older sifter models and sizes no longer supported by the original manufacture.
- ◆ Norvell Wildcats trays, with or without backwire, can be mixed in any sieve section.
- ◆ The 3/4" gluing surface area allows for heavy mesh, such as break screens, to be securely glued on.
- ◆ The unique tray design allows for greater clothing area over other sieve manufacturers.



Custom Sizes are Available To Fit Your Needs!

