

## General Notes and Information

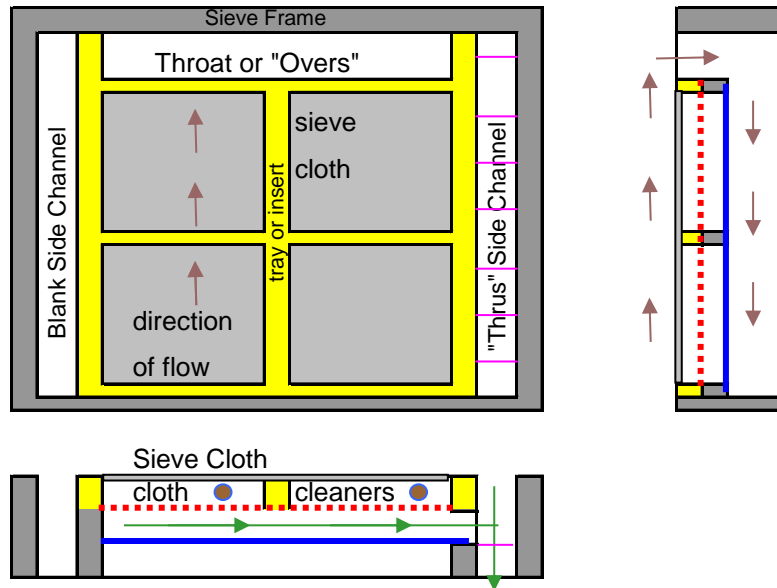
*Norvell's sieves can be custom manufactured to fit almost any sifter.*

Below is a sample of a sieve drawing. This shows a top view and two different side views of a sieve. From this you can determine the flow of the product over, around, and through the sieve. These sieve drawings are all colored and below is some sieve terminology to further assist you.

### Determining if a sieve is a "Right-Hand", "Left-Hand" or "No-Hand"

- Hold the sieve so that the throat is away from you.
- If the "thrus" channel is on the Right-side then the sieve is a "Right-Hand"
- If the "thrus" channel is on the Left-side then the sieve is a "Left-Hand"
- If the "thrus" channel is on both sides then the sieve is a "No-Hand" sieve.
- Therefore the sieve shown here is a "Right-Hand" Sieve.

*Note: The sieve drawings are not to scale.*



#### Sieve Frame

The Sieve Frame is the outer part of the sieve.

#### Tray Frame

The Tray Frame is the interior part of the sieve and holds the mesh clothing (screen).

#### Overs



The "Overs" are the particles that are too large to pass through the clothing that you are sifting the product over.

#### Thrus



The "Thrus" are the particles that pass through the clothing that you are sifting the product over.

#### Back Wire



This is used to retain the cloth cleaners while allowing the particles that you have sifted to pass through. Norvell sieves are also available without Backwire.

#### Pan



Our pans are 430-magnetic stainless steel. Norvell sieves can be manufactured with varying pan falls.

#### Side Nails



Side nails are used to retain the pan cleaners inside the sieves. These are not needed on Single-Channel and Two-Channel sieves if Norvell Star Pan Cleaners are used.

#### Special Blocking or Cut-outs

Are highlighted as such.

## Numerical Index of Sieves

---

Key:      Two-Channel (TC)                      Single-Channel (SC)                      Full-Cloth (FC)

<u>Style</u>	<u>Type</u>	<u>Description</u>
001	TC	Standard Right-Hand
002	TC	Standard Left-Hand
003	TC	Standard No-Hand
004	TC	No-Hand No-Pan 1/4 Turn Outside Tail-Out
005	TC	No-Hand No-Pan 1/4 Turn Inside Tail-Out
006	TC	No-Hand No-Pan Straight Outside Tail-Out
007	TC	Right-Hand Outside Tail-Out
008	TC	Right-Hand 1/4 Turn Outside Tail-Out
009	TC	Left-Hand 1/4 Turn Outside Tail-Out
010	TC	Left-Hand Outside Tail-Out
011	TC	No-Hand Outside Tail-Out
013	TC	Right-Hand Cut-Out Front
014	TC	Left-Hand Cut-Out Front
015	TC	No-Hand Cut-Out Front
016	TC	Right-Hand Cut-Out Back
017	TC	Left-Hand Cut-Out Back
018	TC	No-Hand Cut-Out Back
019	TC	Right-Hand Block Thrus At Top <i>(Not Available in Wildcat Series)</i>
020	TC	Left-Hand Block Thrus At Top <i>(Not Available in Wildcat Series)</i>
021	TC	No-Hand Block Thrus At Top <i>(Not Available in Wildcat Series)</i>
022	TC	Right-Hand Block Opposite Side Channel <i>(Not Available in Wildcat Series)</i>
023	TC	Left-Hand Block Opposite Side Channel <i>(Not Available in Wildcat Series)</i>
024	TC	Right-Hand Bottom Sieve, Requires Distributor Bottom
025	TC	Left-Hand Bottom Sieve, Requires Distributor Bottom
026	TC	No-Hand Bottom Sieve, Requires Distributor Bottom
027	TC	Right-Hand Block Thrus At Bottom & Cut-Out Side
028	TC	Left-Hand Block Thrus At Bottom & Cut-Out Side
029	TC	No-Hand Block Thrus At Bottom & Cut-Out Side
030	TC	Right-Hand Block Opposite Side Channel At Bottom & Cut-Out Side
031	TC	Left-Hand Block Opposite Side Channel At Bottom & Cut-Out Side
032	TC	Right-Hand Block Thrus At Bottom & Cut-Out Side & Back
033	TC	Left-Hand Block Thrus At Bottom & Cut-Out Side & Back
034	TC	No-Hand Block Thrus At Bottom & Cut-Out Side & Back
035	TC	Right-Hand Block Opposite Side Channel At Bottom & Cut-Out Side & Back
036	TC	Left-Hand Block Opposite Side Channel At Bottom & Cut-Out Side & Back
037	TC	Right-Hand Block Thrus At Bottom & Cut-Out Side & Front
038	TC	Left-Hand Block Thrus At Bottom & Cut-Out Side & Front
039	TC	No-Hand Block Thrus At Bottom & Cut-Out Side & Front

## Numerical Index of Sieves

---

Key:      Two-Channel (TC)                      Single-Channel (SC)                      Full-Cloth (FC)

<u>Style</u>	<u>Type</u>	<u>Description</u>
040	TC	Right-Hand Block Opposite Side Channel At Bottom & Cut-Out Side & Front
041	TC	Left-Hand Block Opposite Side Channel At Bottom & Cut-Out Side & Front
042	TC	Right-Hand Tail-Out Block Thrus At Bottom & Cut-Out Side & Back
043	TC	Left-Hand Tail-Out Block Thrus At Bottom & Cut-Out Side & Back
044	TC	No-Hand Tail-Out Block Thrus At Bottom & Cut-Out Side & Back
045	TC	Right-Hand Tail-Out Block Opposite Side Channel At Bottom & Cut-Out Side & Back
046	TC	Left-Hand Tail-Out Block Opposite Side Channel At Bottom & Cut-Out Side & Back
047	TC	Right-Hand Tail-Out Cut-Out Back
048	TC	Left-Hand Tail-Out Cut-Out Back
049	TC	No-Hand Tail-Out Cut-Out Back
050	TC	Right-Hand Tail-Out Block Thrus At Top <i>(Not Available in Wildcat Series)</i>
051	TC	Left-Hand Tail-Out Block Thrus At Top <i>(Not Available in Wildcat Series)</i>
052	TC	No-Hand Tail-Out Block Thrus At Top <i>(Not Available in Wildcat Series)</i>
053	TC	Right-Hand Tail-Out Block Opposite Side Channel <i>(Not Available in Wildcat Series)</i>
054	TC	Left-Hand Tail-Out Block Opposite Side Channel <i>(Not Available in Wildcat Series)</i>
055	TC	Right-Hand Block Thrus At Top & Cut-Out Front <i>(Not Available in Wildcat Series)</i>
056	TC	Left-Hand Block Thrus At Top & Cut-Out Front <i>(Not Available in Wildcat Series)</i>
057	TC	No-Hand Block Thrus At Top & Cut-Out Front <i>(Not Available in Wildcat Series)</i>
058	TC	1/2-Pan 1/4-Turn Tail-Out Block Right Hand Thrus & Cut-Out Right Side
059	TC	1/2-Pan 1/4-Turn Tail-Out Block Left Hand Thrus & Cut-Out Left Side
060	TC	Right-Hand Tail-Out Cut-Out Back Block Back & Thrus <i>(Not Available in Wildcat Series)</i>
061	TC	Left-Hand Tail-Out Cut-Out Back Block Back & Thrus <i>(Not Available in Wildcat Series)</i>
062	TC	No-Hand Tail-Out Cut-Out Back Block Back & Thrus <i>(Not Available in Wildcat Series)</i>
063	TC	Right-Hand Tail-Out Block Opposite Thrus & Cut-Out Back <i>(Not Available in Wildcat Series)</i>
064	TC	Left-Hand Tail-Out Block Opposite Thrus & Cut-Out Back <i>(Not Available in Wildcat Series)</i>
065	TC	Right-Hand Tail-Out Cut-Out Back Block Thrus at Bottom
066	TC	Left-Hand Tail-Out Cut-Out Back Block Thrus at Bottom
067	TC	No-Hand Tail-Out Cut-Out Back Block Thrus at Bottom
068	TC	Right-Hand No-Pan 1/4 Turn Tail-Out Block Thrus
069	TC	Left-Hand No-Pan 1/4 Turn Tail-Out Block Thrus
070	TC	Right-Hand No-Pan Straight Tail-Out Block Thrus
071	TC	Left-Hand No-Pan Straight Tail-Out Block Thrus
072	TC	Right-Hand Tail-Out Cut-Out Side Channel, Open Thrus
073	TC	Left-Hand Tail-Out Cut-Out Side Channel, Open Thrus
074	TC	Carrier 1/2 Pan to Back
075	TC	Bottom Sieve, Pan dumps out the back, Block back the Throat & Thrus, No Distributor Bottom Required
076	TC	Right-Hand Block Opposite Side Channel

## Numerical Index of Sieves

---

Key:      Two-Channel (TC)                      Single-Channel (SC)                      Full-Cloth (FC)

Style	Type	Description
077	TC	Left-Hand Block Opposite Side Channel
078	TC	Right-Hand Cut-Out & Block Thrus
079	TC	Left-Hand Cut-Out & Block Thrus
080	TC	No-Hand Cut-Out & Block Thrus
081	TC	Right-Hand Bottom Sieve, Pan into Thrus channel and dumps out the back, Block Back the Throat & Back, Cut-Out Sides, No Distributor Bottom Required
082	TC	Left-Hand Bottom Sieve, Pan into Thrus channel and dumps out the back, Block Back the Throat & Back, Cut-Out Sides, No Distributor Bottom Required
083	TC	Right-Hand Tail-Out Cut-Out & Block Opposite Thrus
084	TC	Left-Hand Tail-Out Cut-Out & Block Opposite Thrus
085	TC	Right-Hand Bottom Sieve, Cut-Out Back & Side, No Distributor Bottom Required
086	TC	Left-Hand Bottom Sieve, Cut-Out Back & Side, No Distributor Bottom Required
087	TC	Right-Hand Cut-Out & Block Right-Hand Thrus
088	TC	Left-Hand Cut-Out & Block Left-Hand Thrus
089	TC	No-Hand No-Pan Tail-Out, NO Bottom Blocks
090	TC	No-Hand No-Pan 1/4-Turn Tail-Out, Block Right-Hand Thrus
091	TC	No-Hand No-Pan 1/4-Turn Tail-Out, Block Left-Hand Thrus
092	TC	No-Hand No-Pan 1/4-Turn Tail-Out, Block Both Thrus
093	TC	Right-Hand Bottom Sieve, Cut-Out Sides, No Distributor Bottom Required
094	TC	Left-Hand Bottom Sieve, Cut-Out Sides, No Distributor Bottom Required
095	TC	No-Hand Bottom Sieve, Cut-Out Sides, No Distributor Bottom Required
096	TC	Right-Hand Bottom Sieve, Cut-Out Back, No Distributor Bottom Required
097	TC	Left-Hand Bottom Sieve, Cut-Out Back, No Distributor Bottom Required
098	TC	No-Hand Bottom Sieve, Cut-Out Back, No Distributor Bottom Required
099	TC	Right-Hand Bottom Sieve, Cut-Out One Side, No Distributor Bottom Required
100	TC	Left-Hand Bottom Sieve, Cut-Out One Side, No Distributor Bottom Required
101	TC	No-Hand Bottom Sieve, Cut-Out One Side, No Distributor Bottom Required
102	TC	No-Hand No-Pan Bottom Sieve
103	TC	No-Hand Narrow Bottom Sieve
104	TC	Right-Hand Narrow Bottom Sieve
105	TC	Left-Hand Narrow Bottom Sieve
106	TC	No-Hand Narrow Bottom Tail-Out
107	TC	Right-Hand Narrow Bottom Tail-Out
108	TC	Left-Hand Narrow Bottom Tail-Out
109	TC	Right-Hand Bottom Sieve, Cut-Out Back, No Distributor Bottom Required
110	TC	Left-Hand Bottom Sieve, Cut-Out Back, No Distributor Bottom Required

## Numerical Index of Sieves

---

Key:      Two-Channel (TC)                      Single-Channel (SC)                      Full-Cloth (FC)

Style	Type	Description
111	TC	No-Hand Bottom Sieve, Cut-Out Back, No Distributor Bottom Required
112	TC	No-Hand No-Pan Tail-Out, Side Channels Closed
113	TC	No-Hand Double-Throated Tail-Out
114	TC	Right-Hand Double-Throated Tail-Out
115	TC	Left-Hand Double-Throated Tail-Out
116	TC	Right-Hand Double-Throat
117	TC	Left-Hand Double-Throat
118	TC	No-Hand Double-Throat
119	TC	No-Hand Bottom Sieve, Cut-Out Sides, No Distributor Bottom Required
120	TC	Right-Hand Bottom Sieve, Cut-Out Opposite Side, No Distributor Bottom Required
121	TC	Left-Hand Bottom Sieve, Cut-Out Opposite Side, No Distributor Bottom Required
122	TC	Right-Hand Bottom Sieve, Cut-Out One Side & Back, No Distributor Bottom Required
123	TC	Left-Hand Bottom Sieve, Cut-Out One Side & Back, No Distributor Bottom Required
124	TC	No-Hand Bottom Sieve, Cut-Out One Side & Back, No Distributor Bottom Required
125	TC	Right-Hand Bottom Sieve, Pan into Thrus, Cut-Out Opposite Side, No Distributor Bottom Required
126	TC	Left-Hand Bottom Sieve, Pan into Thrus, Cut-Out Opposite Side, No Distributor Bottom Required
127	TC	Right-Hand Bottom Sieve, Blocked Back, No Distributor Bottom Required
127F	TC	Right-Hand Bottom Sieve, Cut-Out Front, Blocked Back, No Distributor Bottom Required
128	TC	Left-Hand Bottom Sieve, Blocked Back, No Distributor Bottom Required
128F	TC	Left-Hand Bottom Sieve, Cut-Out Front, Blocked Back, No Distributor Bottom Required
129	TC	No-Hand Bottom Sieve, Blocked Back, No Distributor Bottom Required
129F	TC	No-Hand Bottom Sieve, Cut-Out Front, Blocked Back, No Distributor Bottom Required
130	TC	No-Hand, No Pan, 1/4 Turn Outside Tail-Out Block Back
130z	TC	No-Hand, 1/4 Turn Outside Tail-Out, Block Front & Back
131	TC	No-Hand No Pan Tail-Out Block in Front
131b	TC	No-Hand No Pan Tail-Out Block in Back
132	TC	No-Hand No Pan Block Both Channels
133	TC	No-Hand No Pan Tail-Out, Slope Blocks in Front for FC Below
133z	TC	No-Hand Tail-Out, Short Pan for BWL, Slope Blocks at Throat for FC Below
134	TC	No-Hand No Pan Tail-Out, Slope Blocks in Back for FC Below
135	TC	Left-Hand Bottom Sieve, Cut-Out Throat & Left Side, Short Pan
135a	TC	Left-Hand Bottom Sieve, Cut-Out Left Side, Short Pan, No Distributor Bottom Required
136	TC	Right-Hand Bottom Sieve, Pan into Thrus Side, No Distributor Bottom Required
136d	TC	Right-Hand Bottom Sieve, Pan into Opposite Thrus, Cut-Out Right-Hand Side, No Distributor Bottom Required
136F	TC	Right-Hand Bottom Sieve, Pan into Opposite Thrus, Cut-Out Front, No Distributor Bottom Required
136h	TC	Left-Hand Bottom Sieve, Pan Into Thrus Side, Cut-Out Left Side, Blocked Back, No Distributor Bottom Required

## Numerical Index of Sieves

---

Key:      Two-Channel (TC)                      Single-Channel (SC)                      Full-Cloth (FC)

Style	Type	Description
137	TC	Left-Hand Bottom Sieve, Pan into Thrus Side, No Distributor Bottom Required
137d	TC	Left-Hand Bottom Sieve, Pan into Opposite Thrus, Cut-Out Left-Hand Side, No Distributor Bottom Required
137F	TC	Left-Hand Bottom Sieve, Pan into Opposite Thrus, Cut-Out Front, No Distributor Bottom Required
138	TC	Right-Hand Bottom Sieve, Cut-Out Back & Both Sides, No Distributor Bottom Required
139	TC	Left-Hand Bottom Sieve, Cut-Out Back & Both Sides, No Distributor Bottom Required
140	TC	Right-Hand Bottom Sieve, Cut-Out Throat & Right Side, Short Pan
140a	TC	Right-Hand Bottom Sieve, Cut-Out Right Side, Short Pan, No Distributor Bottom Required
141	TC	Left-Hand Bottom Sieve, slope block thrus channel both sides Cut-Out
142	TC	No-Hand Bottom Sieve, slope block thrus channel both sides Cut-Out
143	TC	Right-Hand Bottom Sieve, Cut-Out Inside Thrus Channel, Block Diverting Product to the Back
143a	TC	Right-Hand Bottom Sieve, Cut-Out Inside Thrus Channel, Block Diverting Product to the Center, Cut-Out Back
144	TC	Left-Hand Bottom Sieve, Cut-Out Inside Thrus Channel, Block Diverting Product to the Back
144a	TC	Left-Hand Bottom Sieve, Cut-Out Inside Thrus Channel, Block Diverting Product to the Center, Cut-Out Back
145	TC	Right-Hand Bottom Sieve, Cut-Out Both Sides & Right-Hand Side for N-Style, No Distributor Bottom Required
146	TC	Left-Hand Bottom Sieve, Cut-Out Both Sides & Left-Hand Side for N-Style, No Distributor Bottom Required
147	TC	Right-Hand 1/2 Tail-Out to Right, Cut-Out Left & Block Below Cut-Out
148	TC	Left-Hand 1/2 Tail-Out to Left, Back 1/2 Cut-Out to Left
148b	TC	No Pan, 1/2 Tail-Out to Right, Block Front & Back
149	TC	Left-Hand 1/2 Tail-Out to Left, Cut-Out Right & Block Below Cut-Out
150	TC	Right-Hand 1/2 Tail-Out to Left, Back 1/2 Cut-Out to Left
150b	TC	No Pan, 1/2 Tail-Out to Left, Block Front & Back
154	FC	Top Scalp Sieve , No Throat Board, Cut-Out Back
155	FC	Intermediate Scalp Sieve, No Throat Board, Cut-Out Back
160	SC	Standard Single Channel, Specify Right Or Left Hand
161B	SC	1/4 Turn Tail-Out, Block in Back, Specify Right Or Left Hand
161F	SC	1/4 Turn Tail-Out, Block in Front, Specify Right Or Left Hand
161FB	SC	1/4 Turn Tail-Out, Block in Front & Back, Specify Right Or Left Hand
161FS	SC	1/4 Turn Tail-Out, Block in Front, Cut-Out Opposite Side, Specify Right Or Left Hand
162	SC	Cut-Out Throat, Specify Right Or Left Hand
163	SC	Thrus Tail-Out, Specify Right Or Left Hand
164	SC	Tail-Out Opposite of Thrus Channel, Specify Right Or Left Hand
165		



## Numerical Index of Sieves

Key:      **Two-Channel (TC)**                      **Single-Channel (SC)**                      **Full-Cloth (FC)**

<u>Style</u>	<u>Type</u>	<u>Description</u>
166	SC	Tail-Out, Divided Thrus, Bottom Open, Specify Right Or Left Hand
167	SC	Divided Thrus, Cut-Out Back, Specify Right Or Left Hand
168	SC	Divided Thrus, Specify Right Or Left Hand
169	SC	Block Opposite Side for Two-Channel Below, Specify Right Or Left Hand
170	SC	Straight Tail-Out, Specify Right Or Left Hand
171	SC	Tail-Out, Thrus Cut-Out At Bottom, Specify Right Or Left Hand
172	SC	Single Channel with Thrus Blocked on Top, Specify Right Or Left Hand ( <i>Not Available in Wildcat Series</i> )
173	SC	Bottom Sieve, Specify Right Or Left Hand
173F	SC	Bottom Sieve, Cut-Out Front, Specify Right Or Left Hand
174	SC	No-Pan Straight Tail-Out, Block Thrus On Bottom, Specify Right Or Left Hand
175	SC	No-Pan Straight Tail-Out, Block Opposite Thrus, Specify Right Or Left Hand
175S	SC	No-Pan Straight Tail-Out, Cut-Out & Block Opposite Thrus, Specify Right Or Left Hand
176	SC	Thrus Cut-Out On Bottom, Specify Right Or Left Hand
177	SC	Outside Tail-Out with Back Cut-Out, Specify Right Or Left Hand
178	SC	Pan Reversed, Thrus blocked on Top ( <i>Not Available in Wildcat Series</i> )
179	SC	Back Cut-Out, Specify Right Or Left Hand
180	SC	Thrus Blocked on Top, Cut-Out Front, Specify Right Or Left Hand ( <i>Not Available in Wildcat Series</i> )
181	SC	Thrus Blocked on Top, Cut-Out Front, Reverse Pan, Specify Right Or Left Hand ( <i>Not Available in Wildcat Series</i> )
182	SC	Thrus Cut-Out At Bottom, Cut-Out Back, Specify Right Or Left Hand
183	SC	Thrus Cut-Out At Bottom, Cut-Out Front, Specify Right Or Left Hand
184	SC	Thin Bottom Sieve, Plywood Beneath Pan, Specify Right Or Left Hand
185	SC	Right-Hand Thin Bottom Tail-Out, Plywood beneath Pan
186	SC	Left-Hand Thin Bottom Tail-Out, Plywood beneath Pan
187	SC	Straight Tail-Out, Cut-Out Side and Back, Specify Right Or Left Hand
188	SC	Thrus Cut-Out At Top and Blocked, Cut-Out Opposite Side and Back, Specify Right Or Left Hand
189	SC	Tail-Out, Cut-Out Opposite and Back beneath the pan, Specify Right Or Left Hand
190	SC	No-Pan Tail-Out, Not Blocked for FC Beneath, Specify Right Or Left Hand
191	SC	Right-Hand Bottom Sieve, Block Back & Cut-Out
192	SC	Left-Hand Bottom Sieve, Block Back & Cut-Out
193	SC	A-Style Bottom Sieve, Cut-Out Both Sides, Front & Back, Specify Right Or Left Hand
194	SC	Right-Hand Bottom Sieve, Block Back & Cut-Out, No Distributor Bottom Required
195	SC	Left-Hand Bottom Sieve, Block Back & Cut-Out, No Distributor Bottom Required
196	SC	Right-Hand, N-Style Bottom Sieve, Cut-Out Both Sides, Front & Back, No Distributor Bottom Required
197	SC	Left-Hand, N-Style Bottom Sieve, Cut-Out Both Sides, Front & Back, No Distributor Bottom

## Numerical Index of Sieves

---

Key:      Two-Channel (TC)                      Single-Channel (SC)                      Full-Cloth (FC)

Style	Type	Description
		Required
198	SC	Right-Hand, N-Style Bottom Sieve, Cut-Out Both Sides & Back, No Distributor Bottom Required
199	SC	Left-Hand, N-Style Bottom Sieve, Cut-Out Both Sides & Back, No Distributor Bottom Required
200	SC	Right-Hand, A-Style Bottom Sieve, Cut-Out Both Sides, No Distributor Bottom Required
201	SC	Left-Hand, A-Style Bottom Sieve, Cut-Out Both Sides, No Distributor Bottom Required
202	SC	Right-Hand, A-Style Bottom Sieve, Cut-Out Both Sides & Back, No Distributor Bottom Required
203	SC	Left-Hand, A-Style Bottom Sieve, Cut-Out Both Sides & Back, No Distributor Bottom Required
204	SC	Right-Hand Bottom Sieve, Cut-Out Both Sides & Back, No Distributor Bottom Required
205	SC	Left-Hand Bottom Sieve, Cut-Out Both Sides & Back, No Distributor Bottom Required
206	SC	Right-Hand Bottom Sieve, Cut-Out Thrus Side & Back, No Distributor Bottom Required
207	SC	Left-Hand Bottom Sieve, Cut-Out Thrus Side & Back
208	SC	Bottom Sieve, Block Back, Cut-Out Front, Specify Right Or Left Hand
209	SC	Bottom Sieve, Cut-Out Back, Specify Right Or Left Hand
210	SC	Bottom Sieve, Block Back, Specify Right Or Left Hand
211	SC	Bottom Sieve, Cut-Out Back & Opposite Side, Specify Right Or Left Hand, No Distributor Bottom Required
212	SC	Bottom Sieve, Cut-Out Throat & Sides, No Distributor Bottom Required, Specify Right Or Left Hand
213	SC	Bottom Sieve, Cut-Out Back, Front & Sides, No Distributor Bottom Required, Specify Right Or Left Hand
214	SC	No Pan, Inside Tail-Out, Block Throat & Back, Specify Right Or Left Hand
215	SC	Bottom Sieve, Tail-Out & Thrus Tail-Out, Cut-Out Back, Front & Sides, No Distributor Bottom Required, Specify Right Or Left Hand
216	SC	Tail-Out, Cut-Out Block Below Pan For Thrus
217	SC	No-Pan Straight Tail-Out, Block Both Sides, Specify Right Or Left Hand
301	TC	Left-Hand, Thrus Tail-Out With Pan, Block Back
301a	TC	Left-Hand, Tail-Out & Thrus Tail-Out With Pan, Cut-Out Back, Block Front & Back
301b	TC	Left-Hand, Thrus Tail-Out With Pan
302	TC	Right-Hand, Thrus Tail-Out With Pan, Block Back
302a	TC	Right-Hand, Tail-Out & Thrus Tail-Out With Pan, Cut-Out Back, Block Front & Back
302b	TC	Right-Hand, Thrus Tail-Out With Pan
303	TC	Left-Hand, With Throat Block & Block Back
303a	TC	Left-Hand, Tail-Out & Thrus Tail-Out With Pan, Cut-Out Back, Block Sides
303b	TC	Right-Hand, Tail-Out & Thrus Tail-Out With Pan, Cut-Out Back, Block Sides
304	TC	Right-Hand, With Throat Block & Block Back
305a	TC	Left-Hand, Tail-Out & Thrus Tail-Out With Pan, Cut-Out Right Side, Block Both Sides
305b	TC	Right-Hand, Tail-Out & Thrus Tail-Out With Pan, Cut-Out Left Side, Block Both Sides
306	TC	Right-Hand Bottom Sieve



## Numerical Index of Sieves

---

Key:      Two-Channel (TC)                      Single-Channel (SC)                      Full-Cloth (FC)

Style	Type	Description
307	TC	LH Bottom sieve that acts like an N-Style DB
308	TC	No Pan, 1/2 Tail-Out To Right, Block Both Sides
309	TC	No Pan, 1/2 Tail-Out to Left, Block Both Sides
310	TC	Right-Hand, 1/2 Tail-Out To Left & Thrus Tail-Out, Cut-Out Back
311	TC	Left-Hand, 1/2 Cut-Out In Back Right Side
312	TC	Right-Hand, 1/2 Cut-Out In Back Right Side
313	TC	No-Hand, 1/2 Cut-Out In Back Right Side
314	TC	Right-Hand Bottom Sieve, Cut-Out Thrus Side
315	TC	Left-Hand Bottom Sieve, Cut-Out Thrus Side
316	TC	No-Hand Bottom Sieve, Cut-Out Thrus Side
317	TC	Left-Hand, Cut-Out Side Below Pan, Throat Blocked Back, Block Back
318	TC	Right-Hand, Cut-Out Side Below Pan, Throat Blocked Back, Block Back
319	TC	Right-Hand Bottom Sieve, Cut-Out Front & Both Sides, No Distributor Bottom Required
320	TC	Left-Hand Bottom Sieve, Cut-Out Front & Both Sides, No Distributor Bottom Required
321	TC	Right-Hand Bottom Sieve, Cut-Out Right Side, Pan Into Opposite Thrus, No Distributor Bottom Required
322	TC	Left-Hand Bottom Sieve, Cut-Out Right Side, Pan Into Opposite Thrus, No Distributor Bottom Required
501	FC	No-Hand No-Pan Tail-Out
502	FC	Standard No-Hand ( <i>More Commonly Referred To As A 503</i> )
503	FC	Standard No-Hand
503B	FC	No-Hand, Block in Back
504	FC	No-Hand Bottom Sieve, Cut-Out Sides, No Distributor Bottom Required
505	FC	Standard Left-Hand
506	FC	Left-Hand Tail-Out
507	FC	Left-Hand Bottom Sieve, Cut-Out Side, No Distributor Bottom Required
508	FC	No-Hand Tail-Out, Cut-Out Back Beneath Pan
509	FC	Left-Hand Bottom Sieve, Cut-Out Side & Back, No Distributor Bottom Required
509P	FC	Left-Hand Bottom Sieve, Cut-Out Side Below Pan & Back, No Distributor Bottom Required
510	FC	Standard Right-Hand
511	FC	Left-Hand Tail-Out, Cut-Out Back beneath pan
512	FC	Right-Hand Tail-Out, Cut-Out Back beneath pan
513	FC	Right-Hand Tail-Out
514	FC	Right-Hand Bottom , Cut-Out Side, No Distributor Bottom Required
515	FC	No-Hand No-Pan Tail-Out Cut-Out Left Side
516	FC	No-Hand No-Pan Tail-Out Cut-Out Right Side

## Numerical Index of Sieves

---

Key:      Two-Channel (TC)                      Single-Channel (SC)                      Full-Cloth (FC)

<u>Style</u>	<u>Type</u>	<u>Description</u>
517	FC	Right-Hand Bottom Sieve, Cut-Out Side & Back, No Distributor Bottom Required
518	FC	Full Cloth Top With Right-Hand Discharge Beneath
518K	FC	Full Cloth Top With Right-Hand Discharge Beneath Blocked Opposite for Two-Channel Below
519	FC	Full Cloth Top With Left-Hand Discharge Beneath
519K	FC	Full Cloth Top With Left-Hand Discharge Beneath Blocked Opposite for Two-Channel Below
520	FC	No-Pan Tail-Out, Block Back & Cut-Out Side, Specify Right or Left Hand
521	FC	Full Cloth Top With No-Hand Discharge Beneath
521T	FC	Full Cloth Top With Throat Cut-Out & No-Hand Discharge Beneath
522	FC	No-Hand Bottom Sieve, Cut-Out Sides & Special Blocking, No Distributor Bottom Required
523	FC	No-Hand No-Pan Tail-Out With Sides Cut-Out
524	FC	No-Hand Cut-Out Back
525	FC	Left-Hand Cut-Out Back
526	FC	Right-Hand Cut-Out Back
527	FC	Left-Hand Bottom Sieve, Cut-Out Sides & Special Blocking, No Distributor Bottom Required
528	FC	Right-Hand Bottom Sieve, Cut-Out Sides & Special Blocking, No Distributor Bottom Required
529	FC	No-Hand Special Bottom, Pan Out Back, No Distributor Bottom Required
530	FC	No-Hand, Cut-Out Throat
531	FC	No-Hand Double Throat
532	FC	No-Hand Double Throated Tail-Out
533	FC	Right-Hand Double Throat
534	FC	Left-Hand Double Throat
535	FC	Right-Hand Double Throated Tail-Out
536	FC	Left-Hand Double Throated Tail-Out
537	FC	No-Hand Backing Wireless Bottom Sieve, Cut-Out Sides, Blocked Back, No Distributor Bottom Required
537B	FC	No-Hand Backing Wireless Bottom Sieve, Cut-Out Sides, No Distributor Bottom Required
537F	FC	No-Hand Backing Wireless Bottom Sieve, Cut-Out Sides & Front, No Distributor Bottom Required
538	FC	No-Hand Bottom Sieve, Cut-Out Back & Sides, No Distributor Bottom Required
539	FC	No-Hand No-Pan Inside Tail-Out, Cut-Out Sides
540	FC	No-Hand, Block Both Channels Beneath
541	FC	Scalp Tail-Out, 1/2 Pan to Back
542	FC	Scalp Sieve, 1/2 Pan to Back, Block Throat, Known as a "Rock Catcher"
543	FC	Scalp Tail-Out, Pan to Inside
544	FC	Left-Hand, Block Both Channels Beneath
545	FC	Right-Hand, Block Both Channels Beneath
546	FC	Scalp Sieve, 1/2 Pan to Back, No Throat, Also Known as a "Rock Catcher"
547	FC	No-Hand No-Pan Tail-Out, Cut-Out Sides, Block Front & Back
548	FC	Bottom Sieve, Cut-Out Sides, No Distributor Bottom Required
549	FC	No-Hand Bottom Sieve, Pan Below Throat, Cut-Out Front, No Distributor Bottom Required

## Numerical Index of Sieves

---

Key:      **Two-Channel (TC)**                      **Single-Channel (SC)**                      **Full-Cloth (FC)**

Style    Type    Description

550	FC	Left-Hand Bottom Sieve, Pan Below Throat, Cut-Out Front, No Distributor Bottom Required
551	FC	Right-Hand Bottom Sieve, Pan Below Throat, Cut-Out Front, No Distributor Bottom Required
552	FC	Right-Hand Bottom Sieve, Cut-Out Back & Sides, No Distributor Bottom Required
553	FC	Left-Hand Bottom Sieve, Cut-Out Back & Sides, No Distributor Bottom Required
554	FC	Full Cloth Top With Right-Hand Discharge Beneath, Cut-Out Front
555	FC	Full Cloth Top With Left-Hand Discharge Beneath, Cut-Out Front
556	FC	No-Hand No-Pan Tail-Out, Cut-Out Both Sides & Block Beneath
557	FC	No-Hand Tail-Out, With Pan
558	FC	No-Hand No-Pan Tail-Out, Cut-Out Both Sides, Block Front
559	FC	No-Hand Bottom Sieve, Cut-Out Sides, Cut-Out Back, No Distributor Bottom Required
560	FC	No-Hand No-Pan Tail-Out, Block Front & Back
561	FC	Tail-Out with 1/2 Pan to Right Side, Block Front & Back
562	FC	Tail-Out with 1/2 Pan to Left Side, Block Front & Back
563	FC	Carrier Sieve, 1/2 Pan to Back, No Tray
564	FC	No-Hand No-Pan Tail-Out, Cut-Out Left Side, Block Front & Back
565	FC	No-Hand No-Pan Tail-Out, Cut-Out Right Side, Block Front & Back
566	FC	Right-Hand Bottom Sieve, Cut-Out Sides, Inside Pan, No Distributor Bottom Required
567	FC	Left-Hand Bottom Sieve, Cut-Out Sides, Inside Pan, No Distributor Bottom Required
568	FC	No-Hand Bottom Sieve, Pan Below Throat, Cut-Out Front & Back, No Distributor Bottom Required
569	FC	Left-Hand Bottom Sieve, Pan Below Throat, Cut-Out Front & Back, No Distributor Bottom Required
570	FC	Right-Hand Bottom , Pan Below Throat, Cut-Out Front & Back, No Distributor Bottom Required
571	FC	No-Hand, Cut-Out Back (Duplicate of 524, Do Not Use This One)
572	FC	No-Hand Tail-Out, Cut-Out Back, Block Both Sides
573	FC	Right-Hand Tail-Out, Cut-Out Back, Block Both Sides
574	FC	Left-Hand Tail-Out, Cut-Out Back, Block Both Sides
575	FC	No-Hand, Block Right-Hand Side
576	FC	No-Hand, Block Left-Hand Side
577	FC	Right-Hand, Block Opposite Side
578	FC	Left-Hand, Block Opposite Side
579	FC	Right-Hand, Block Thrus Side
580	FC	Left-Hand, Block Thrus Side
581	FC	No-Hand Tail-Out, Block Right-Hand Side Beneath Pan, Cut-Out Back
582	FC	No-Hand Tail-Out, Block Left-Hand Side Beneath Pan, Cut-Out Back
583	FC	No-Hand No-Pan Tail-Out, Block Both Sides

## Numerical Index of Sieves

---

Key:      **Two-Channel (TC)**                      **Single-Channel (SC)**                      **Full-Cloth (FC)**

<u>Style</u>	<u>Type</u>	<u>Description</u>
584	FC	Left-Hand Bottom Sieve
585	FC	Right-Hand Bottom Sieve
586	FC	No-Hand Bottom Sieve
587	FC	No-Hand 1/2-Pan 1/2 Tail-Out, Block Both Sides
588	FC	Left-Hand Bottom Sieve, Cut-Out Both Sides, No Distributor Bottom Required
589	FC	Right-Hand Bottom Sieve, Cut-Out Both Sides, No Distributor Bottom Required
590	FC	Right-Hand Narrow Bottom Sieve
591	FC	Left-Hand Narrow Bottom Sieve
592	FC	No-Hand Narrow Bottom Sieve
593	FC	No-Hand 1/2 Tail-Out on Right Side
594	FC	No-Hand 1/2 Tail-Out on Left Side
595	FC	No-Hand No-Pan 1/2 Tail-Out on Right Side
596	FC	No-Hand No-Pan 1/2 Tail-Out on Left Side
597	FC	Right-Hand 1/2 Tail-Out on Right Side, Cut-Out Back
598	FC	Right-Hand 1/2 Tail-Out on Left Side, Cut-Out Back
599	FC	Left-Hand Bottom Sieve, Pan Below Throat, Dual Cut-Outs on Front
600	FC	Left-Hand, Cut-Out Throat & Block Opposite Side
601	FC	Right-Hand, Cut-Out Throat & Block Opposite Side
602	FC	No-Hand No-Pan Tail-Out, Cut-Out Back
603	FC	No-Hand Bottom Sieve, Cut-Out Sides, Throat & Back, No Distributor Bottom Required
604	FC	Left-Hand Bottom Sieve, Cut-Out Sides, Throat & Back, No Distributor Bottom Required
605	FC	Right-Hand Bottom Sieve, Cut-Out Sides, Throat & Back, No Distributor Bottom Required
606	FC	No-Hand Bottom Sieve, Cut-Out Sides, Front, & Back, No Distributor Bottom Required
607	FC	Left-Hand Bottom Sieve, Cut-Out Sides, Front, & Back, No Distributor Bottom Required
608	FC	Right-Hand Bottom Sieve, Cut-Out Sides, Front, & Back, No Distributor Bottom Required
609	FC	Left-Hand Tail-Out, Cut-Out Side
610	FC	Right-Hand Tail-Out, Cut-Out Side
611	FC	Right-Hand Bottom Sieve, Cut-Out Sides & Back, No Distributor Bottom Required
612	FC	Left-Hand Bottom, Cut-Out Sides & Back, No Distributor Bottom Required
613	FC	No-Hand Bottom, Cut-Out Sides & Back, No Distributor Bottom Required
614	FC	No-Hand No Pan 1/4 Turn Tail-Out, Cut-Out Left Side & Block Front
615	FC	No-Hand No Pan Tail-Out, Cut-Out Left Side, Block Right Side
616	FC	No-Hand No Pan Tail-Out, Cut-Out Right Side, Block Left Side
617	FC	Right-Hand Bottom Sieve, Cut-Out Side, Throat & Back, No Distributor Bottom Required
618	FC	Left-Hand Bottom Sieve, Cut-Out Side, Throat & Back, No Distributor Bottom Required
619	FC	No-Hand No-Pan 1/4 Turn Tail-Out, Cut-Out Right Side & Block Front

## Numerical Index of Sieves

---

Key:      **Two-Channel (TC)**                      **Single-Channel (SC)**                      **Full-Cloth (FC)**

<u>Style</u>	<u>Type</u>	<u>Description</u>
620	FC	Left Hand, Cut-Out Throat
621	FC	Right Hand, Cut-Out Throat
622	FC	Left Hand, Cut-Out Right Side
623	FC	Right Hand, Cut-Out Left Side
624	FC	Special Bottom, Pan Out Back, Cut-Out Back & Sides, No Distributor Bottom Required
625	FC	No-Hand, Cut-Out Throat, Block Left Side
626	FC	No Hand No Pan Tail-Out, Block Left Side Beneath
627	FC	No Hand No Pan Tail-Out, Block Right Side Beneath
628	FC	No-Hand Tail-Out, Block Front, Cut-Out Right Side
629	FC	No-Hand Tail-Out, Block Front, Cut-Out Left Side
630	FC	No-Hand No-Pan Tail-Out, Block Back & Cut-Out Right Side
631	FC	No-Hand No-Pan Tail-Out, Block Back & Cut-Out Left Side
632	FC	Scalp Tail-Out Sieve, 1/2 Pan to Back
633	FC	No-Hand No-Pan 1/2 Tail-Out on Right Side, Cut-Out Left Side & Block in Back
634	FC	No-Hand No-Pan 1/2 Tail-Out on Left Side, Cut-Out Left Side & Block in Back
635	FC	No-Hand No-Pan 1/2 Tail-Out to Left, Cut-Out Left Side, Block Front & Back
636	FC	Left Hand 1/2 Tail-Out to Left, Cut-Out Back
637	FC	No-Hand, Cut-Out Throat, Block Right Side
638	FC	Right Hand Cut-Out Throat, Block in Back
639	FC	Left Hand Cut-Out Throat, Block in Back
640	FC	Left Hand, Block in Back, Slope Block in Throat
641	FC	Right Hand, Block in Back, Slope Block in Throat
642	FC	Right Hand, Cut-Out Throat, Block in Back
643	FC	Left Hand, Cut-Out Throat, Block in Back
644	FC	Left-Hand Bottom Sieve, Cut-Out Both Sides, No Distributor Bottom Required (Duplicate of 588, Do Not Use This One)
645	FC	Right-Hand Bottom Sieve, Cut-Out Both Sides, No Distributor Bottom Required (Duplicate of 589, Do Not Use This One)
646	FC	No-Hand No-Pan Tail-Out, Cut-Out Both Sides, Block in Back
647	FC	Left-Hand Bottom Sieve, Cut-Out Opposite Side, No Distributor Bottom Required
648	FC	Right-Hand Bottom Sieve, Cut-Out Opposite Side, No Distributor Bottom Required
649	FC	Left-Hand, Block Thrus Side (Duplicate of 580, Do Not Use This One)
650	FC	Right-Hand, Block Thrus Side (Duplicate of 579, Do Not Use This One)
651	FC	No-Hand No Pan 1/4 Turn Tail-Out, Cut-Out Left Side & Block Front (Duplicate of 614, Do Not Use This One)
652	FC	No-Hand No-Pan 1/4 Turn Tail-Out, Cut-Out Right Side & Block Front (Duplicate of 619, Do Not Use This One)
653	FC	No-Hand No-Pan Tail-Out, Cut-Out Both Sides & Back



## Numerical Index of Sieves

---

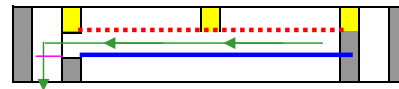
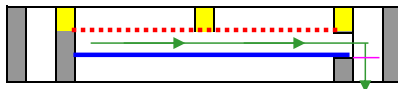
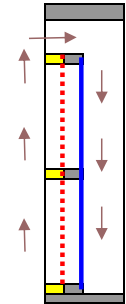
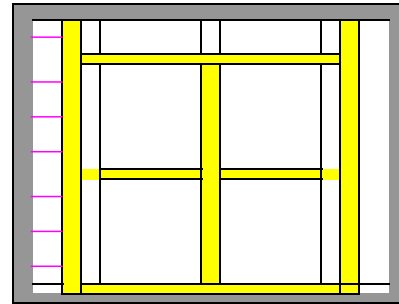
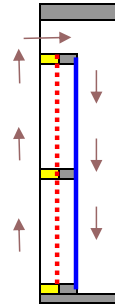
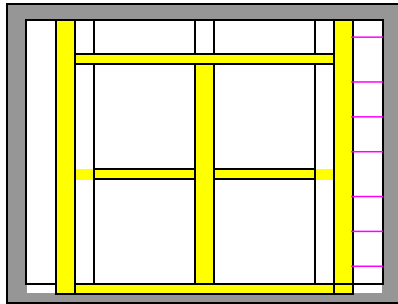
Key:      **Two-Channel (TC)**                      **Single-Channel (SC)**                      **Full-Cloth (FC)**

<u>Style</u>	<u>Type</u>	<u>Description</u>
654	FC	Left-Hand Bottom Sieve, Cut-Out Thrus Side, Front & Back, No Distributor Bottom Required
655	FC	Right-Hand Bottom Sieve, Cut-Out Thrus Side, Front & Back, No Distributor Bottom Required
656	FC	Left-Hand Backing Wireless Tail-Out With Short Pan, Cut-Out Thrus Side
657	FC	Right-Hand Backing Wireless Tail-Out With Short Pan, Cut-Out Thrus Side
658	FC	No-Hand Backing Wireless Tail-Out With Short Pan, Cut-Out Both Sides
659	FC	Left-Hand Tail-Out With Short Pan, Cut-Out Both Sides
660	FC	Right-Hand Tail-Out With Short Pan, Cut-Out Both Sides
661	FC	Right-Hand Narrow Bottom Sieve With Slope Block in Throat
662	FC	Left-Hand Narrow Bottom Sieve With Slope Block in Throat
663	FC	No-Hand Narrow Bottom Sieve With Slope Block in Throat
664	FC	Left-Hand Bottom Sieve, Cut-Out Opposite Side & Throat, No Distributor Bottom Required
665	FC	Right-Hand Bottom Sieve, Cut-Out Opposite Side & Throat, No Distributor Bottom Required
667	FC	Right-Hand Narrow Bottom Sieve Tail-Out
668	FC	Left-Hand Narrow Bottom Sieve Tail-Out
669	FC	No-Hand Narrow Bottom Sieve Tail-Out
670	FC	Right-Hand, Block Front & Back
671	FC	Left-Hand, Block Front & Back
672	FC	No-Hand, Block Front & Back
673	FC	Right-Hand Bottom Sieve, No Pan, Cut-Out Right Side
674	FC	Left-Hand Bottom Sieve, No Pan, Cut-Out Left Side
675	FC	Left-Hand, Cut-Out Right Side of Back for 1/2 Tail-Out Below
676	FC	Right-Hand, Cut-Out Right Side of Back for 1/2 Tail-Out Below
677	FC	Left-Hand Backing Wireless Short Pan Tail-Out, Cut-Out Left Side, Block in Back
678	FC	Right-Hand Backing Wireless Short Pan Tail-Out, Cut-Out Right Side, Block in Back
679	FC	No-Hand Plastic Backing Wireless Tail-Out, Cut-Out Both Sides Below Pan
680	FC	Plastic Backing Wireless No-Hand Tail-Out With Pan, Cut-Out Right Side Below Pan
681	FC	Plastic Backing Wireless No-Hand Tail-Out With Pan, Cut-Out Left Side Below Pan
682	FC	Plastic Backing Wireless No-Hand Tail-Out With Pan, Cut-Out Right Side Below Pan, Block Front & Back
683	FC	Plastic Backing Wireless No-Hand Tail-Out With Pan, Cut-Out Left Side Below Pan, Block Front & Back

## Two Channel Sieves

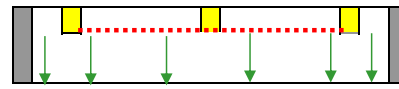
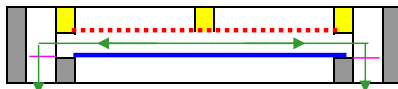
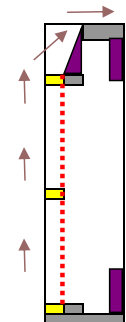

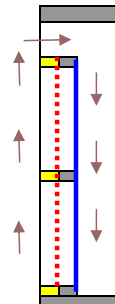
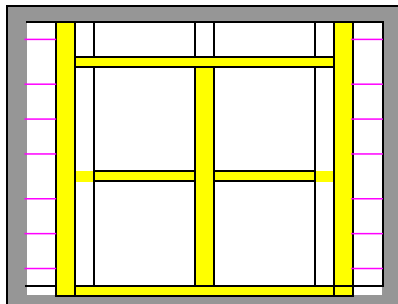
Please Note:

Due to the date that a sieve was designed/manufactured, the following may not be in numerical order.



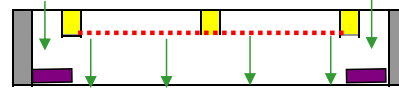
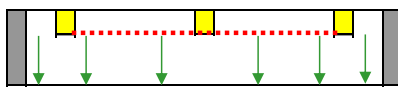
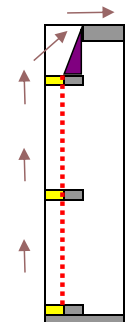

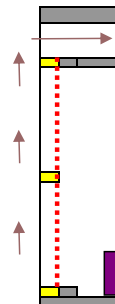
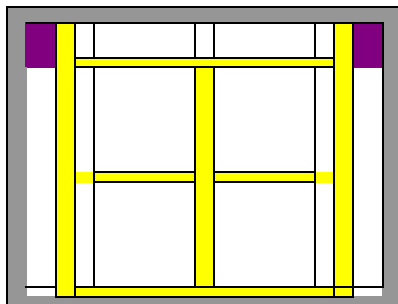
001; Standard Right-Hand

002; Standard Left-Hand



003; Standard No-Hand

004; No-Hand, No-Pan, 1/4 Turn Outside Tail-Out



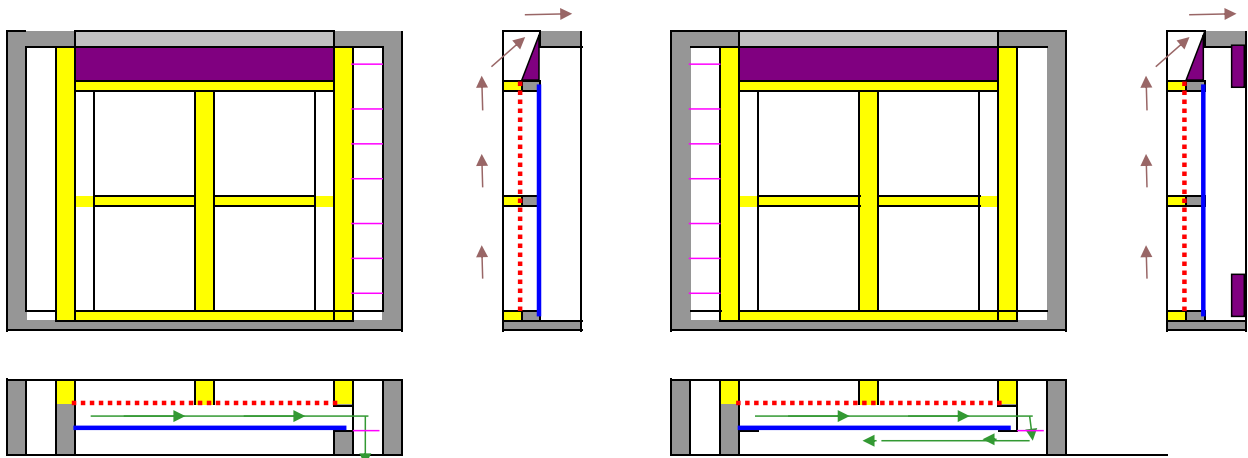
005; No-Hand, No-Pan, 1/4 Turn Inside Tail-Out

006; No-Hand, No-Pan, Straight Outside Tail-Out

## Two Channel Sieves

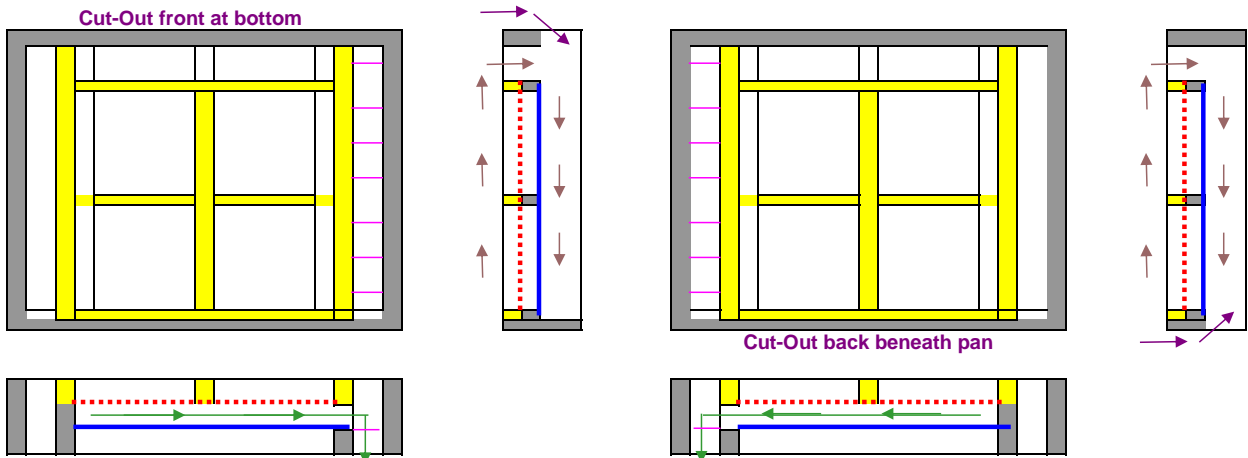
**Please Note:**

Due to the date that a sieve was designed/manufactured, the following may not be in numerical order.



**007; Right-Hand, Outside Tail-Out** (*shown*)  
**010; Left-Hand, Outside Tail-Out**  
**011; No-Hand, Outside Tail-Out**

**008; Right-Hand** (*shown*)  
**1/4 Turn Outside Tail-Out**  
**009; Left-Hand**  
**1/4 Turn Outside Tail-Out**



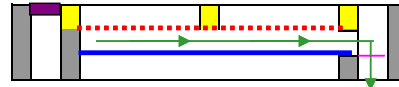
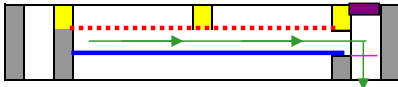
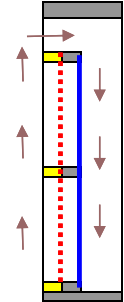

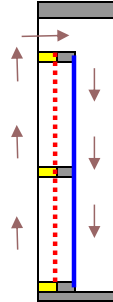
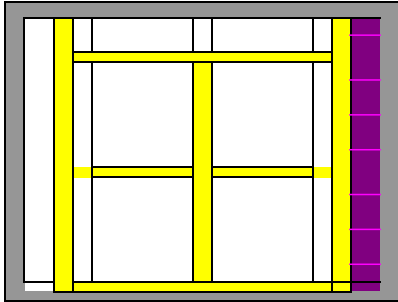
**013; Right-Hand, Cut-Out Front** (*shown*)  
**014; Left-Hand, Cut-Out Front**  
**015; No-Hand, Cut-Out Front**

**016; Right-Hand, Cut-Out Back**  
**017; Left-Hand, Cut-Out Back** (*shown*)  
**018; No-Hand, Cut-Out Back**

## Two Channel Sieves

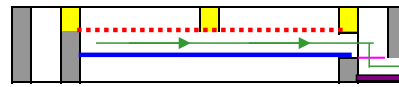
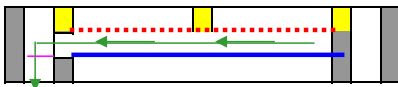
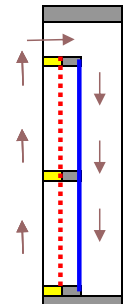
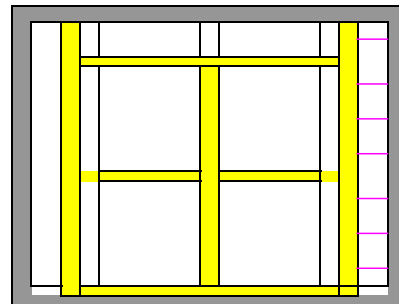
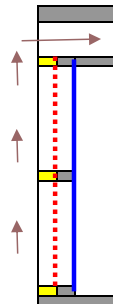
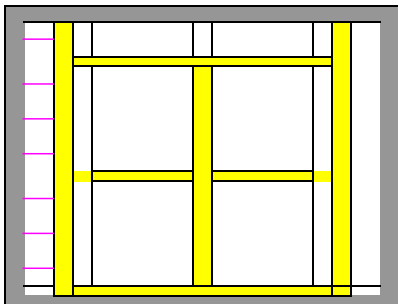
**Please Note:**

Due to the date that a sieve was designed/manufactured, the following may not be in numerical order.



**019; Right-Hand (shown)**  
**Block Side Channel above Side Nails**  
**020; Left-Hand**  
**Block Side Channel above Side Nails**  
**021; No-Hand**  
**Block Side Channel above Side Nails**  
Not Available in Wildcat Series

**022; Right-Hand (shown)**  
**Block Opposite Side Channel**  
**023; Left-Hand**  
**Block Opposite Side Channel**  
Not Available in Wildcat Series



**024; Right-Hand, Bottom Sieve**  
**025; Left-Hand, Bottom Sieve (shown)**  
**026; No-Hand, Bottom Sieve**  
Must have distributor bottom

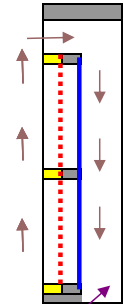
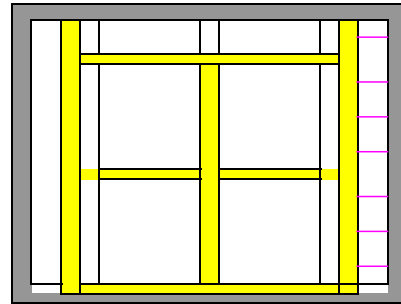
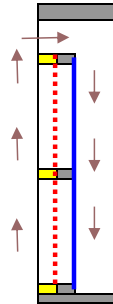
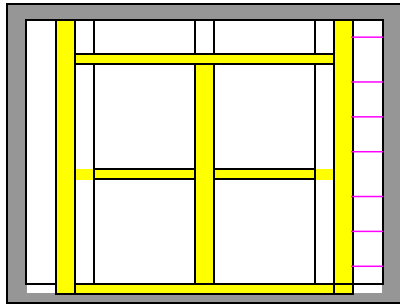
**027; Right-Hand (shown)**  
**Cut-Out Thrus Below Side Nails**  
**028; Left-Hand**  
**Cut-Out Thrus Below Side Nails**  
**029; No-Hand**  
**Cut-Out Thrus Below Side Nails**

Cut-Out beneath Side Nails.

## Two Channel Sieves

**Please Note:**

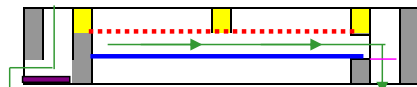
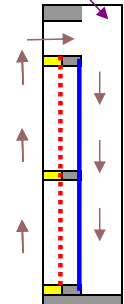
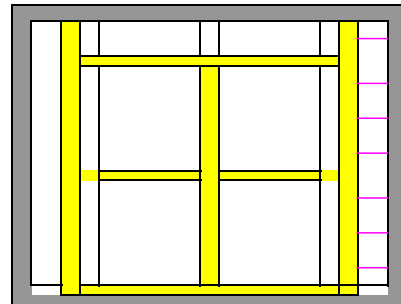
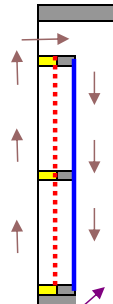
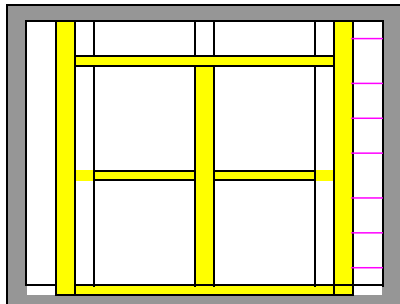
Due to the date that a sieve was designed/manufactured, the following may not be in numerical order.



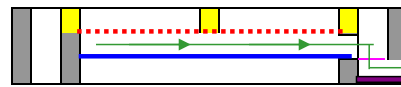
**030; Right-Hand (shown)**  
Cut-Out Opposite Side Channel  
**031; Left-Hand**  
Cut-Out Opposite Side Channel



**032; Right-Hand (shown)**  
Cut-Out Thrus and Back  
**033; Left-Hand**  
Cut-Out Thrus and Back  
**034; No-Hand**  
Cut-Out Thrus and Back



**035; Right-Hand (shown)**  
Cut-Out Opposite Side & Back  
**036; Left-Hand,**  
Cut-Out Opposite Side & Back



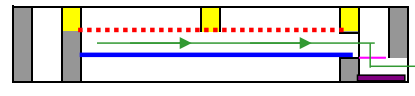
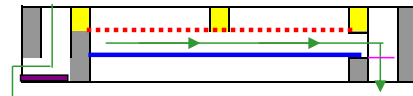
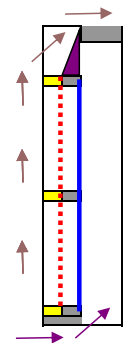
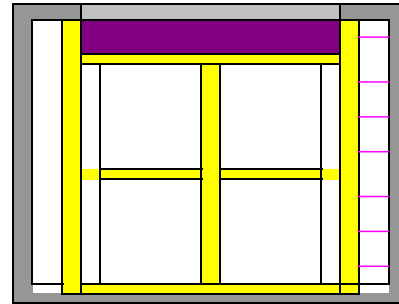
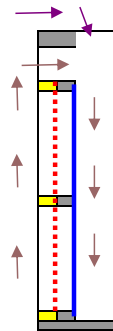
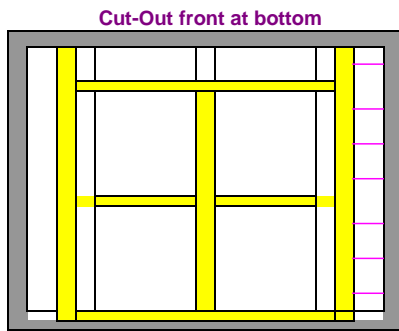
**037; Right-Hand (shown)**  
Cut-Out Thrus and Front  
**038; Left-Hand**  
Cut-Out Thrus and Front  
**039; No-Hand**  
Cut-Out Thrus and Front



## Two Channel Sieves

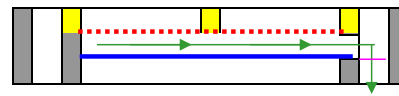
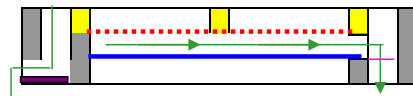
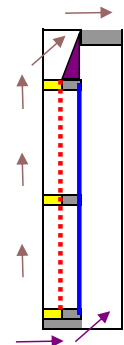

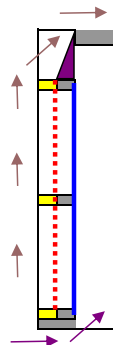
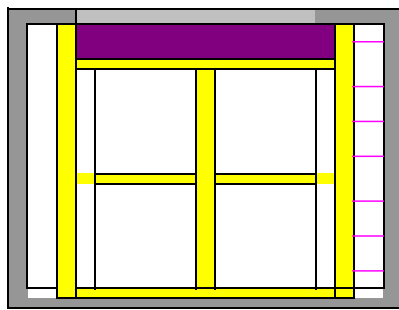
**Please Note:**

Due to the date that a sieve was designed/manufactured, the following may not be in numerical order.



**040; Right-Hand (shown)**  
Cut-Out Opposite Side & Front  
**041; Left-Hand**  
Cut-Out Opposite Side & Front

**042; Right-Hand, Tail-Out (shown)**  
Cut-Out Thrus and Back  
**043; Left-Hand, Tail-Out**  
Cut-Out Thrus and Back  
**044; No-Hand, Tail-Out**  
Cut-Out Thrus and Back



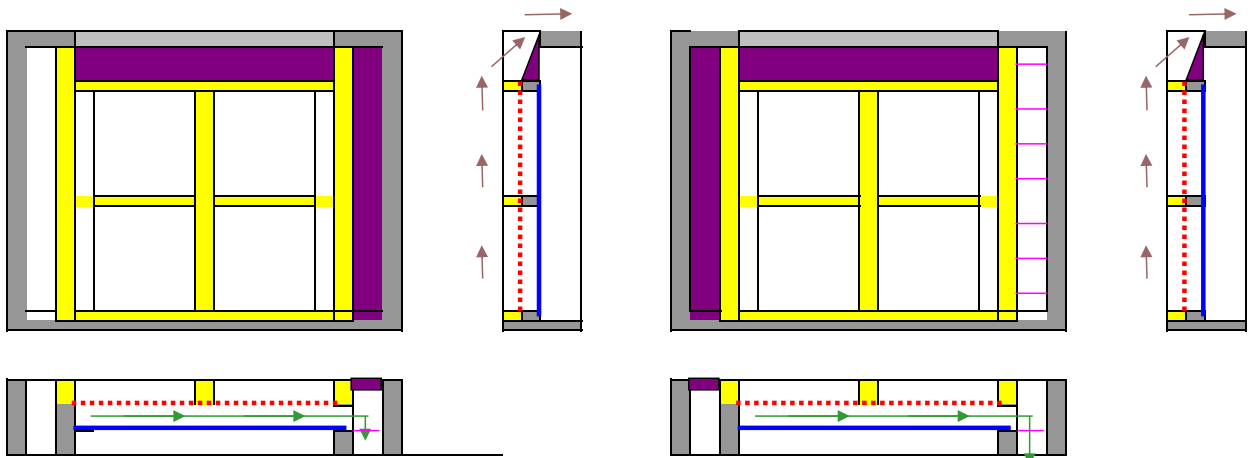
**045; Right-Hand, Tail-Out (shown)**  
Cut-Out Opposite Side & Back  
**046; Left-Hand, Tail-Out**  
Cut-Out Opposite Side & Back

**047; Right-Hand, Tail-Out, Cut-Out Back (shown)**  
**048; Left-Hand, Tail-Out, Cut-Out Back**  
**049; No-Hand, Tail-Out, Cut-Out Back**

## Two Channel Sieves

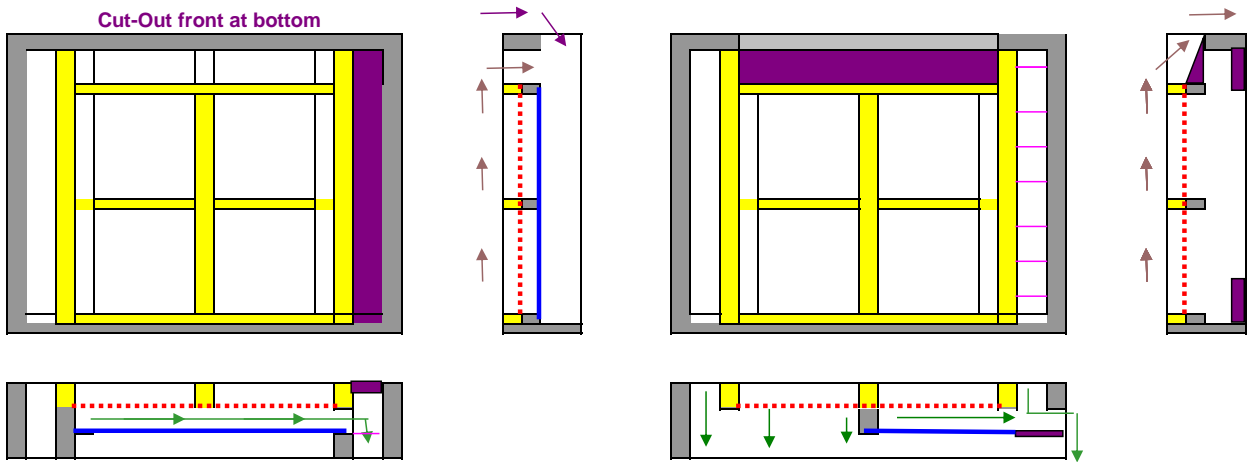
**Please Note:**

Due to the date that a sieve was designed/manufactured, the following may not be in numerical order.



**050; Right-Hand, Tail-Out, Block Thrus** *(shown)*  
**051; Left-Hand, Tail-Out, Block Thrus**  
**052; No-Hand, Tail-Out, Block Thrus**  
 Not Available in Wildcat Series

**053; Right-Hand, Tail-Out, Block Opposite** *(shown)*  
**054; Left-Hand, Tail-Out, Block Opposite**  
 Not Available in Wildcat Series



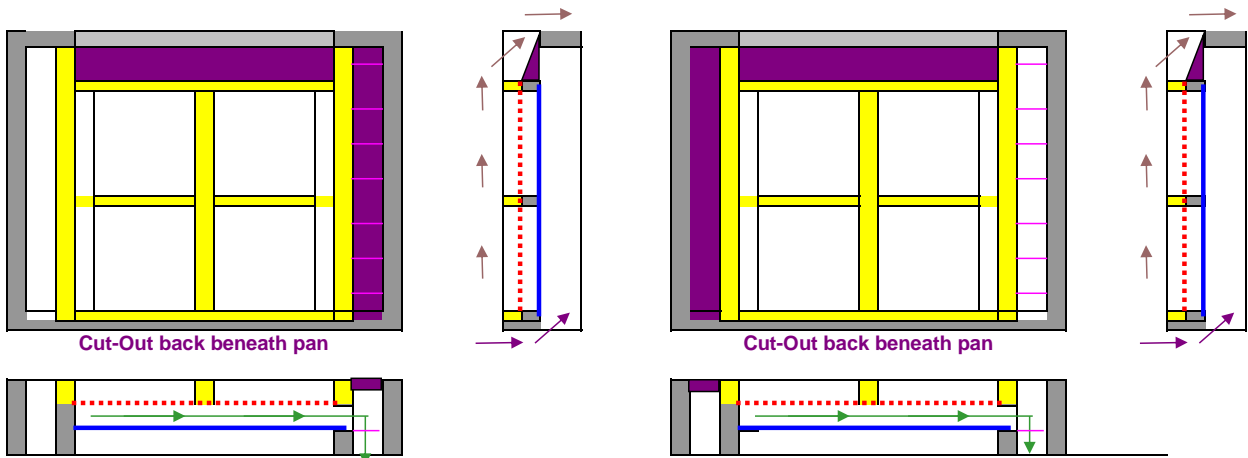
**055; Right-Hand, Block Thrus** *(shown)*  
 Cut-Out Front  
**056; Left-Hand, Block Thrus**  
 Cut-Out Front  
**057; No-Hand, Block Thrus**  
 Cut-Out Front  
 Not Available in Wildcat Series

**058; 1/2-Pan, 1/4-Turn Tail-Out** *(shown)*  
 Block RH Thrus  
**059; 1/2-Pan 1/4-Turn Tail-Out**  
 Block RH Thrus

## Two Channel Sieves

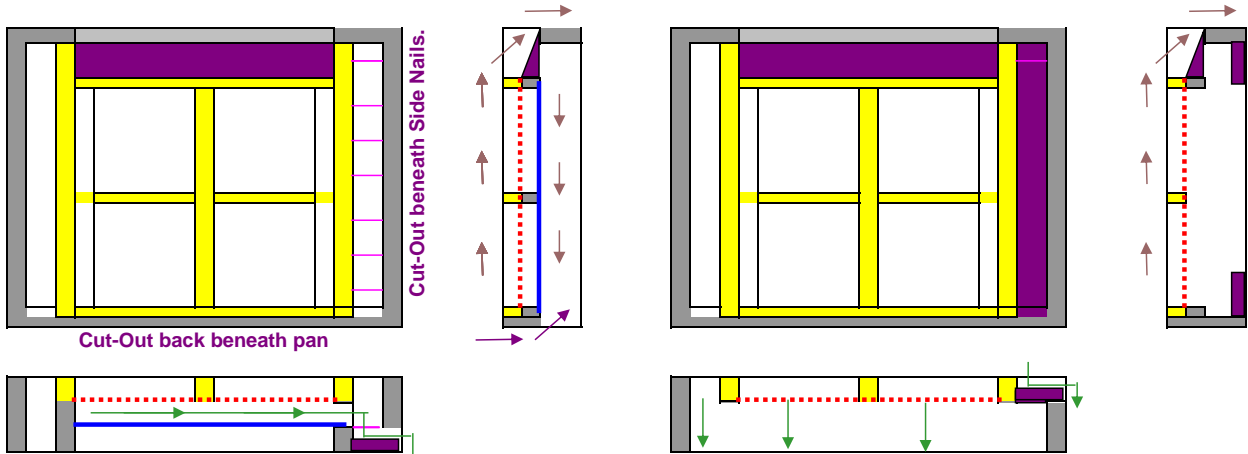
**Please Note:**

Due to the date that a sieve was designed/manufactured, the following may not be in numerical order.



**060; Right-Hand, Tail-Out (shown)**  
Cut-Out Back, Block Back & Thrus  
**061; Left-Hand, Tail-Out**  
Cut-Out Back, Block Back & Thrus  
**062; No-Hand, Tail-Out**  
Cut-Out Back, Block Back & Thrus  
Not Available in Wildcat Series

**063; Right-Hand, Tail-Out (shown)**  
Block Opposite Thrus, Cut-Out Back  
**064; Left-Hand, Tail-Out**  
Block Opposite Thrus, Cut-Out Back  
Not Available in Wildcat Series



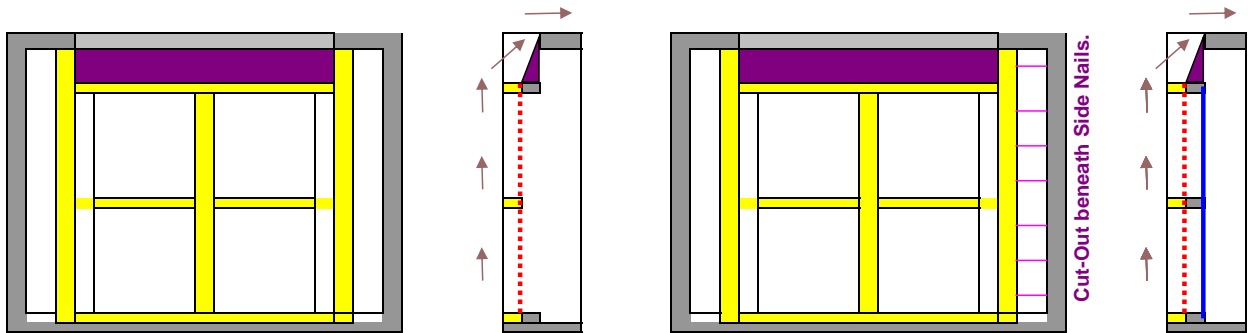
**065; Right Hand, Tail-Out (shown)**  
Cut-Out Back, Block Thrus at Bottom  
**066; Left-Hand, Tail-Out**  
Cut-Out Back, Block Thrus at Bottom  
**067; No-Hand, Tail-Out**  
Cut-Out Back, Block Thrus at Bottom

**068; Right Hand, No Pan (shown)**  
1/4 Turn Tail-Out, Block Thrus  
**069; Left-Hand, No Pan**  
1/4 Turn Tail-Out, Block Thrus

## Two Channel Sieves

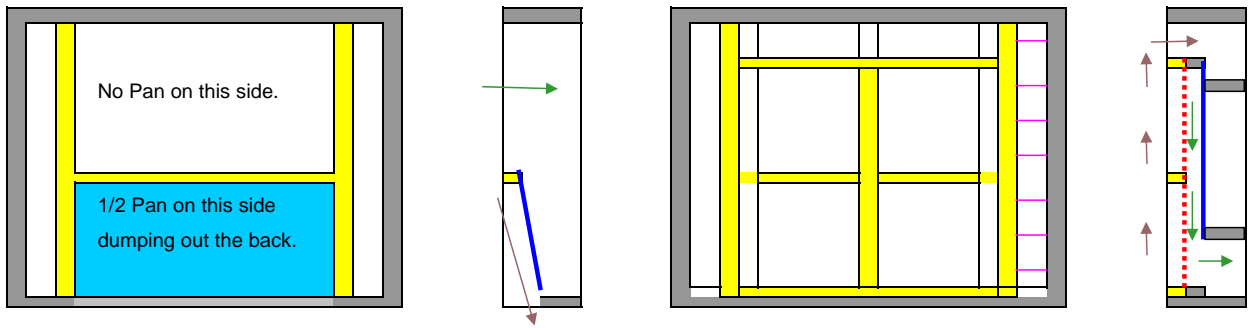
**Please Note:**

Due to the date that a sieve was designed/manufactured, the following may not be in numerical order.



**070; Right Hand, No Pan (shown)**  
Straight Tail-Out, Block Thrus  
**071; Left-Hand, No Pan**  
Straight Tail-Out, Block Thrus

**072; Right Hand, Tail-Out (shown)**  
Cut-Out Side Channel, Open Thrus  
**073; Left-Hand, Tail-Out**  
Cut-Out Side Channel, Open Thrus



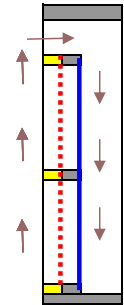
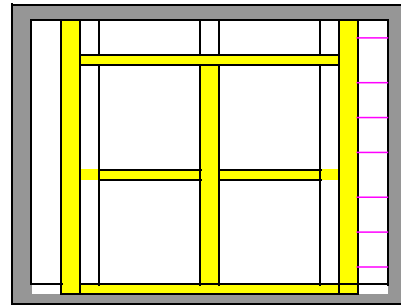
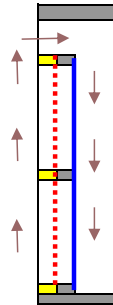
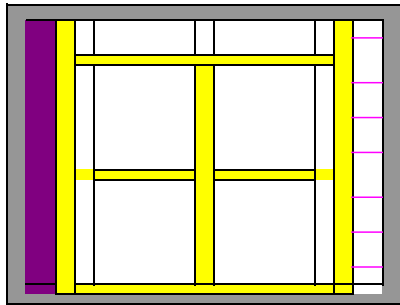
**074; Carrier, 1/2 Pan to Back**

**075; Bottom Sieve, Pan dumps out the back,**  
Block back the Throat, Block back thrus.  
No Distributor Bottom

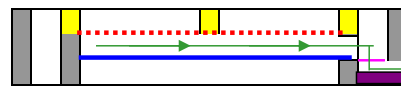
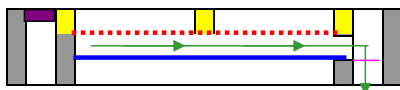
## Two Channel Sieves

Please Note:

Due to the date that a sieve was designed/manufactured, the following may not be in numerical order.

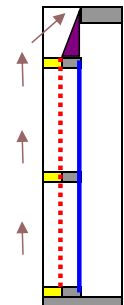

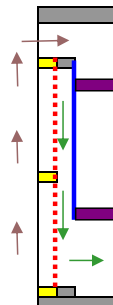
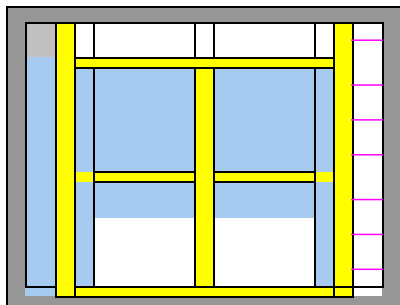


Cut-Out beneath Side Nails.

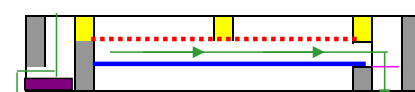
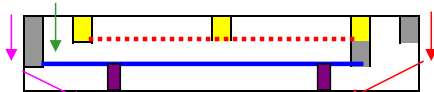


**076; Right-Hand (shown)**  
Block Opposite Side Channel  
**077; Left-Hand**  
Block Opposite Side Channel

**078; Right-Hand, Cut-Out & Block Thrus (shown)**  
**079; Left-Hand, Cut-Out & Block Thrus**  
**080; No-Hand, Cut-Out & Block Thrus**



Pan into Thrus channel and dumps out the back



**081; Right-Hand, Bottom Sieve (shown)**  
Block back the Throat & Back, Cut-Out Sides  
**082; Left-Hand, Bottom Sieve**  
Block back the Throat & Back, Cut-Out Sides  
No Distributor Bottom

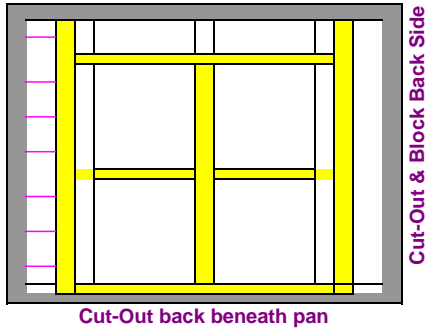
**083; Right Hand, Tail-Out (shown)**  
Cut-Out & Block Opposite Thrus  
**084; Left-Hand, Tail-Ou**  
Cut-Out & Block Opposite Thrus



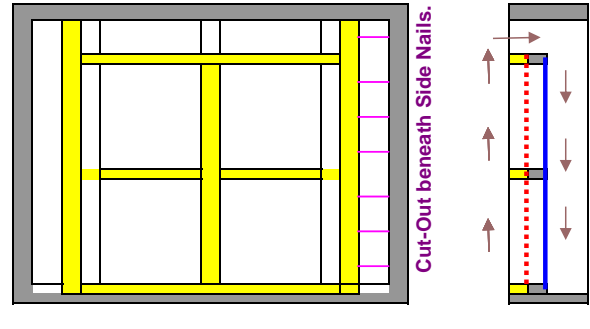
## Two Channel Sieves

Please Note:

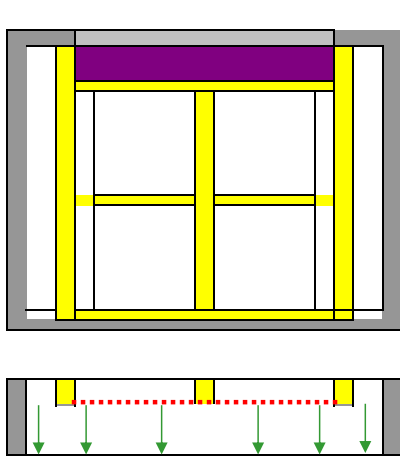
Due to the date that a sieve was designed/manufactured, the following may not be in numerical order.



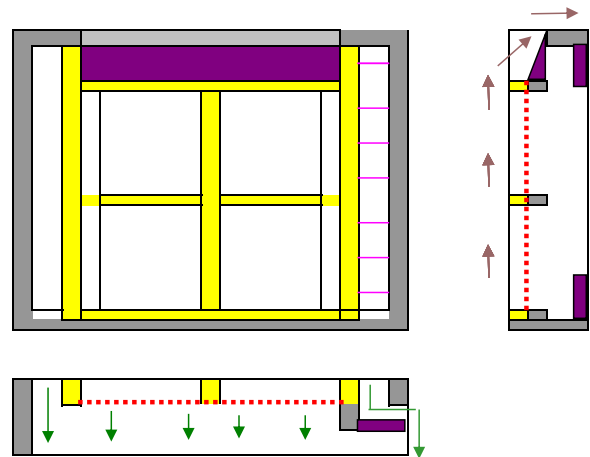
**085; Right-Hand, Bottom Sieve**  
**Cut-Out Back & Side**  
**086; Left-Hand, Bottom Sieve (shown)**  
**Cut-Out Back & Side**  
 No Distributor Bottom



**087; Right-Hand, Cut-Out & Block Right-Hand Thrus (shown)**  
**088; Left-Hand, Cut-Out & Block Left-Hand Thrus**



**089; No-Hand, No-Pan Tail-Out**  
**NO bottom blocks**

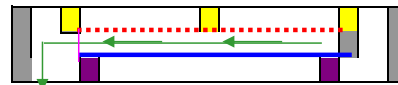
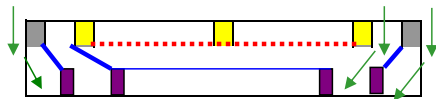
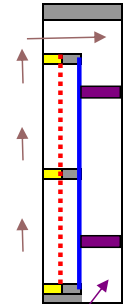
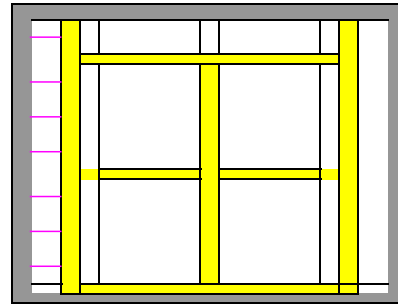
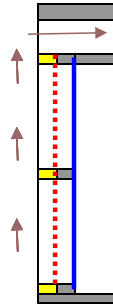
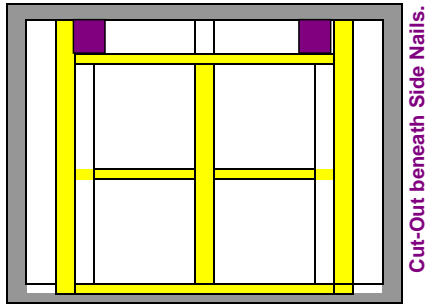


**090; No-Pan, 1/4-Turn Tail-Out (shown)**  
**Block Right-Hand Thrus**  
**091; No-Pan, 1/4-Turn Tail-Out**  
**Block Left-Hand Thrus**  
**092; No-Pan, 1/4-Turn Tail-Out**  
**Block Both Thrus**

## Two Channel Sieves

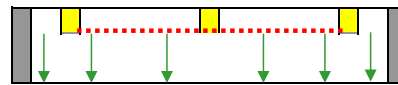
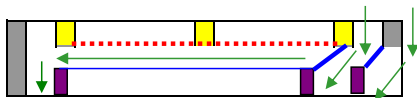
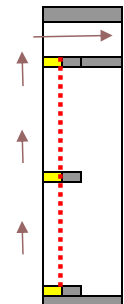
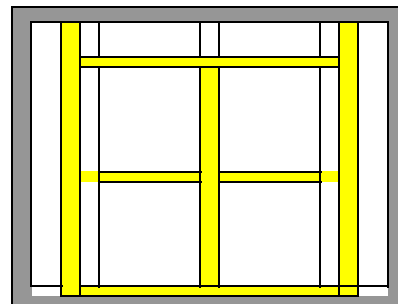
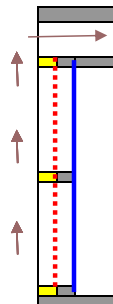
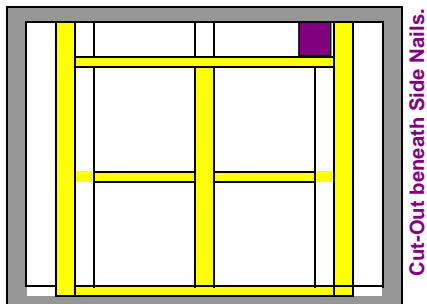
**Please Note:**

Due to the date that a sieve was designed/manufactured, the following may not be in numerical order.



**093; Right-Hand, Bottom Sieve** (shown)  
Cut-Out Sides  
**094; Left-Hand, Bottom Sieve**  
Cut-Out Sides  
**095; No-Hand, Bottom Sieve**  
Cut-Out Sides  
No Distributor Bottom

**096; Right-Hand, Bottom Sieve**  
Cut-Out Back  
**097; Left-Hand, Bottom Sieve** (shown)  
Cut-Out Back  
**098; No-Hand, Bottom Sieve**  
Cut-Out Back  
No Distributor Bottom



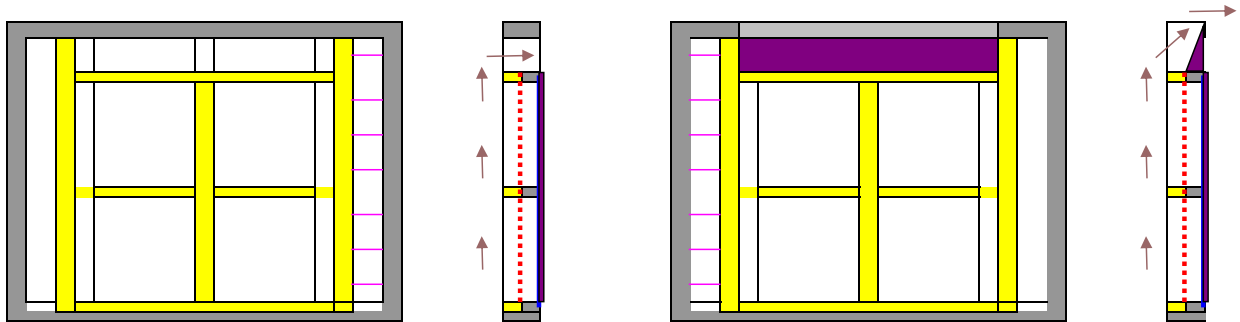
**099; Right-Hand, Bottom Sieve**  
Cut-Out One side  
**100; Left-Hand, Bottom Sieve** (shown)  
Cut-Out One side  
**101; No-Hand, Bottom Sieve**  
Cut-Out One side  
No Distributor Bottom

**102; No-Hand, No-Pan, Bottom Sieve**

## Two Channel Sieves

**Please Note:**

Due to the date that a sieve was designed/manufactured, the following may not be in numerical order.



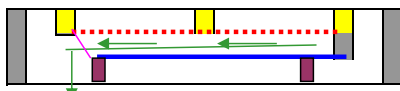
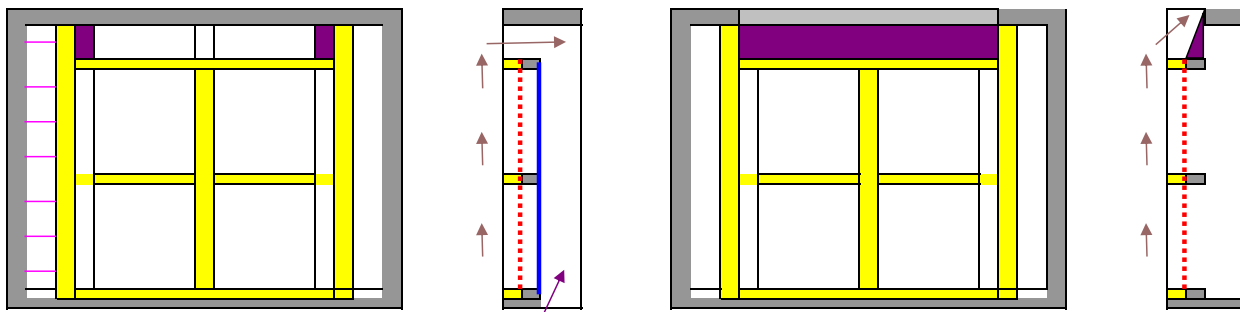
Plywood Beneath the Pan

- 104; Right-Hand, Narrow Bottom Sieve** (*shown*)
- 105; Left-Hand, Narrow Bottom Sieve**
- 103; No-Hand, Narrow Bottom Sieve**



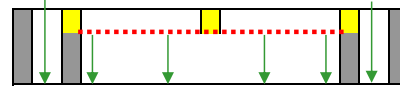
Plywood Beneath the Pan

- 107; Right-Hand, Narrow Bottom Tail-Out**
- 108; Left-Hand, Narrow Bottom Tail-Out** (*shown*)
- 106; No-Hand, Narrow Bottom Tail-Out**



Cut-Out back beneath pan

- 109; Right-Hand, Bottom Sieve**  
**Cut-Out Back**
- 110; Left-Hand, Bottom Sieve** (*shown*)  
**Cut-Out Back**
- 111; No-Hand, Bottom Sieve**  
**Cut-Out Back**
- No Distributor Bottom**

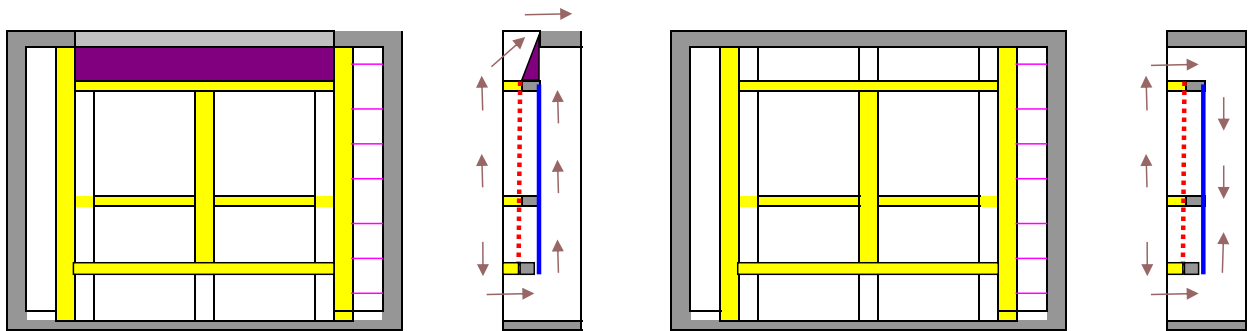


- 112; No-Hand, No-Pan, Tail-Out**  
**Side Channels Closed**

## Two Channel Sieves

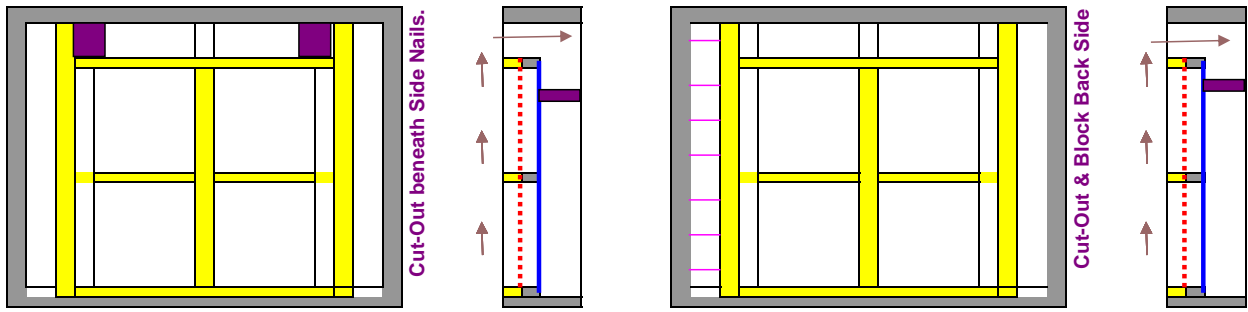
**Please Note:**

Due to the date that a sieve was designed/manufactured, the following may not be in numerical order.



**114; Right-Hand, Double-Throated Tail-Out**  
**115; Left-Hand, Double-Throated Tail-Out** (shown)  
**113; No-Hand, Double-Throated Tail-Out**

**116; Right-Hand, Double-Throat**  
**117; Left-Hand, Double-Throat** (shown)  
**118; No-Hand, Double-Throat**



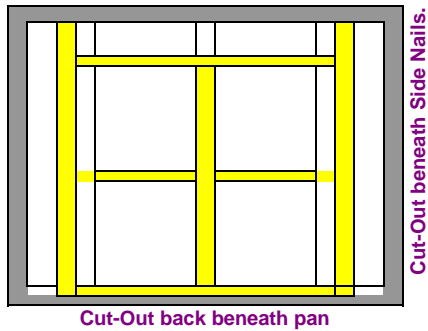
**119; No-Hand, Bottom Sieve, Cut-Out Sides**  
 No Distributor Bottom

**120; Right Hand, Bottom Sieve**  
**Cut-Out Opposite Side**  
**121; Left-Hand, Bottom Sieve** (shown)  
**Cut-Out Opposite Side**  
 No Distributor Bottom

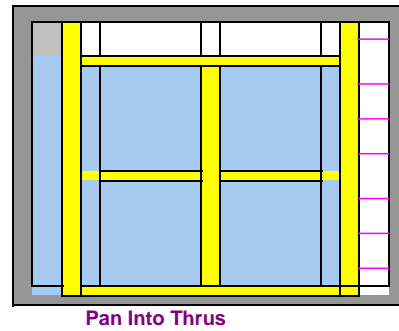
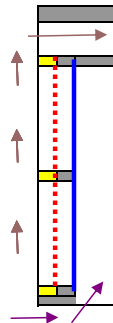
## Two Channel Sieves

**Please Note:**

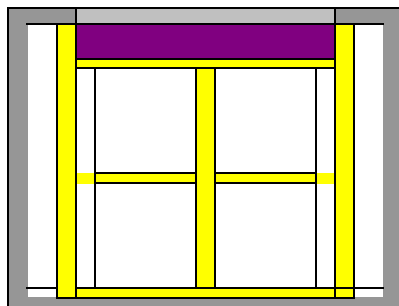
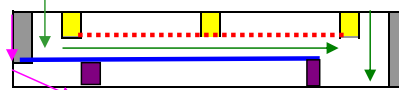
Due to the date that a sieve was designed/manufactured, the following may not be in numerical order.



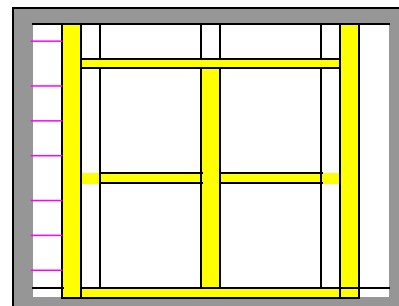
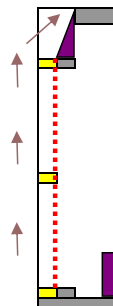
122; Right-Hand, Bottom Sieve  
Cut-Out One Side & Back  
123; Left-Hand, Bottom Sieve (shown)  
Cut-Out One Side & Back  
124; No-Hand, Bottom Sieve,  
Cut-Out One Side & Back  
No Distributor Bottom



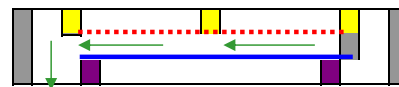
125; Right-Hand, Bottom Sieve (shown)  
Cut-Out Opposite Side  
126; Left-Hand Bottom Sieve  
Cut-Out Opposite Side  
No Distributor Bottom



130; No-Hand, No-Pan, 1/4 Turn Outside Tail-Out  
Block Back



127; Right Hand, Bottom Sieve  
128; Left Hand, Bottom Sieve (shown)  
129; No Hand, Bottom Sieve  
No Distributor Bottom

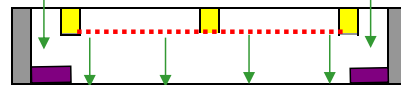
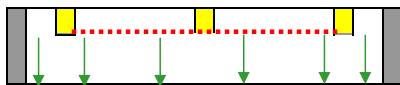
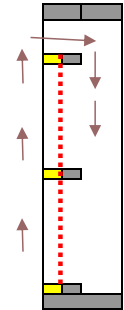
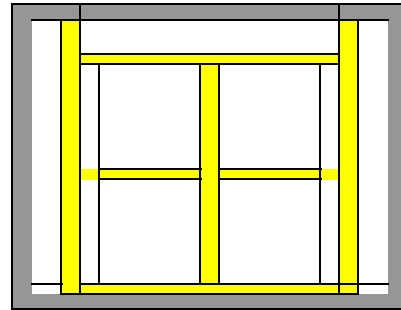
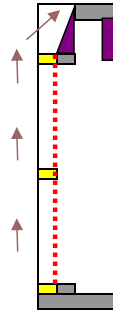





## Two Channel Sieves

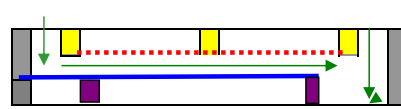
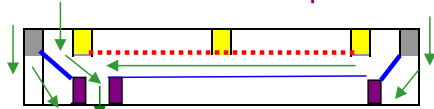
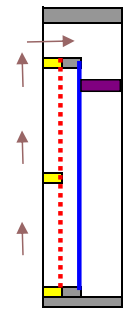
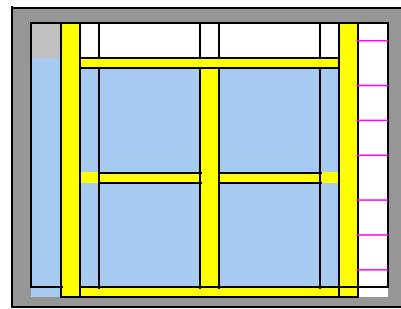
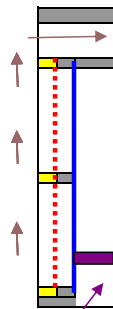
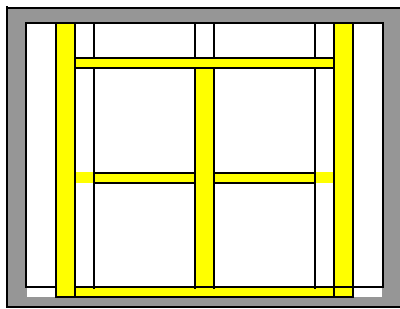
Please Note:

Due to the date that a sieve was designed/manufactured, the following may not be in numerical order.



**131; No-Hand, No-Pan** (*shown*)  
1/4 Turn Outside Tail-Out, Block Front  
**131b; No-Hand, No-Pan**  
1/4 Turn Outside Tail-Out, Block Back

**132; No-Hand, No-Pan, Block Both Channels**



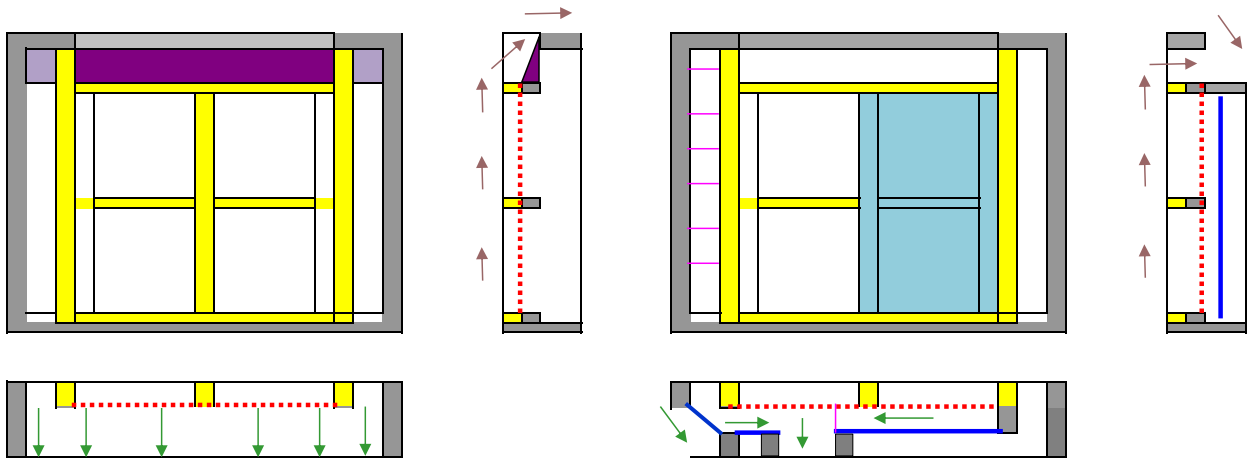
**138; Right-Hand, Bottom Sieve**  
Cut-Out Back & Both Sides  
**139; Left-Hand, Bottom Sieve** (*shown*)  
Cut-Out Back & Both Sides  
No Distributor Bottom

**136; Right-Hand, Bottom Sieve** (*shown*)  
Pan into Thrus Opposite Side  
**137; Left-Hand, Bottom Sieve**  
Pan into Thrus Opposite Side  
No Distributor Bottom

## Two Channel Sieves

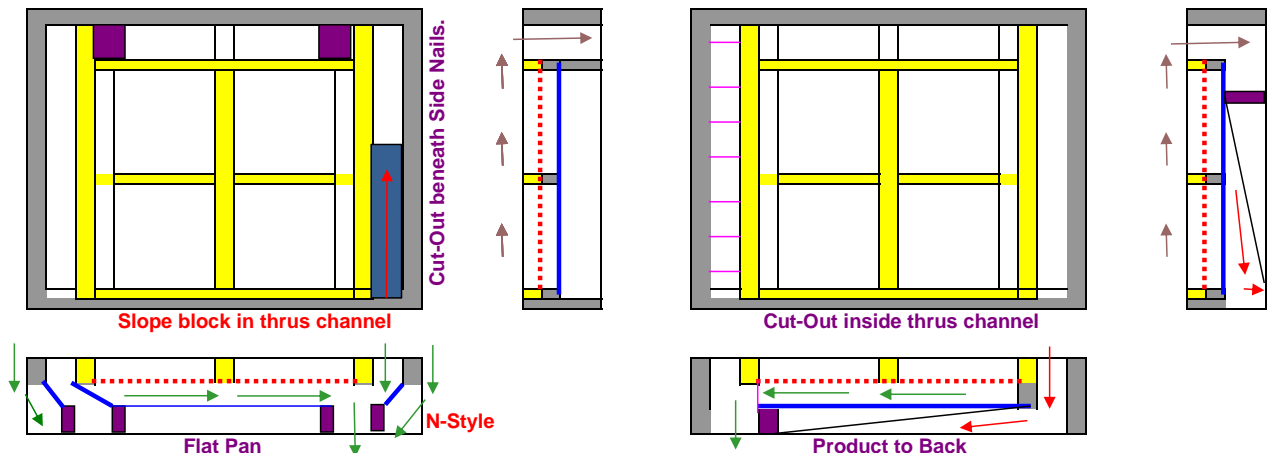
Please Note:

Due to the date that a sieve was designed/manufactured, the following may not be in numerical order.



**133; No Hand, No Pan, Tail Out** (shown)  
Slope Blocks at Front for Full Cloth Below  
**134; No Hand, No Pan, Tail Out**  
Slope Blocks at Back for Full Cloth Below

**135; Left Hand, Bottom Sieve, Short Pan** (shown)  
Cut-Out Throat & Left Side  
**140; Right Hand, Bottom Sieve, short pan**  
Cut-Out Throat & Right Side  
No Distributor Bottom



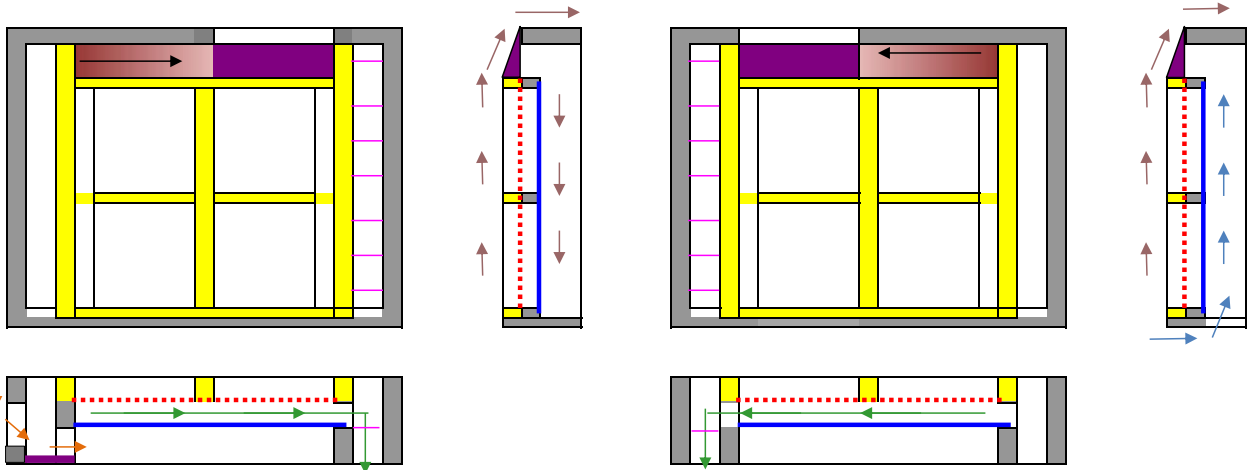
**145; Right-Hand, Bottom Sieve** (shown)  
Cut-Out Both Sides & RH Side for N-style  
**146; Left-Hand, Bottom Sieve**  
Cut-Out Both Sides & LH Side for N-style  
No Distributor Bottom

**143; Right-Hand, Bottom Sieve**  
Cut-Out Inside Thrus Channel  
**144; Left-Hand, Bottom Sieve** (shown)  
Cut-Out Inside Thrus Channel

## Two Channel Sieves

Please Note:

Due to the date that a sieve was designed/manufactured, the following may not be in numerical order.



147; Right Hand, 1/2 Tail-Out to Right (*shown*)

Cut-Out Left Side & Block Below Cut-Out

149; Left Hand, 1/2 Tail-Out to Left

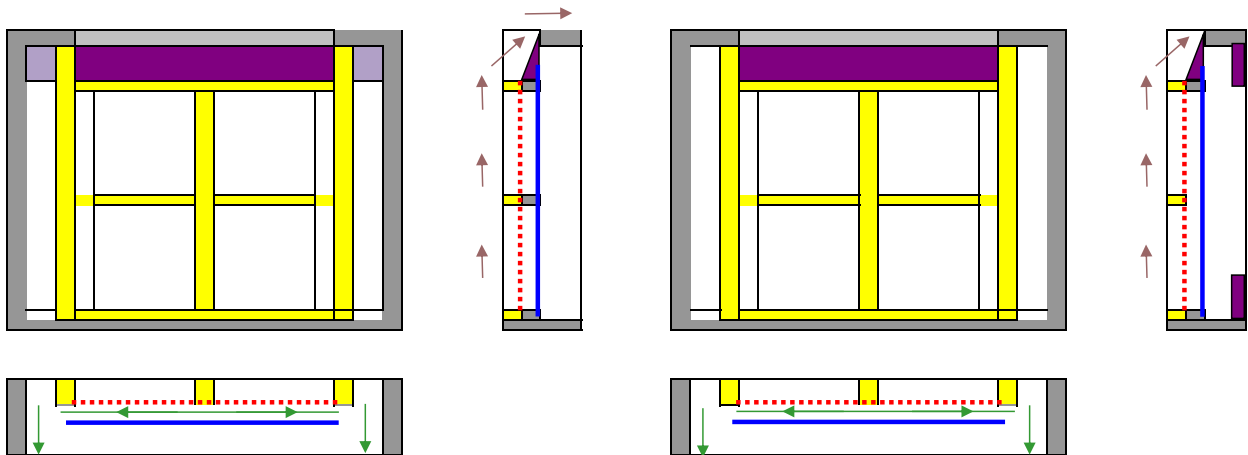
Cut-Out Right Side & Block Below Cut-Out

148; Left-Hand, 1/2 Tail-Out to Left (*shown*)

Back 1/2 Cut-Out to Left

150; Right-Hand, 1/2 Tail-Out to Left

Back 1/2 Cut-Out to Right



133z; No Hand, Tail-Out, Short Pan for BWL

Slope Blocks at Throat for Full Cloth Below

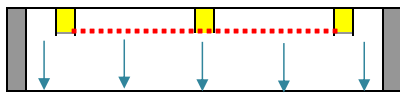
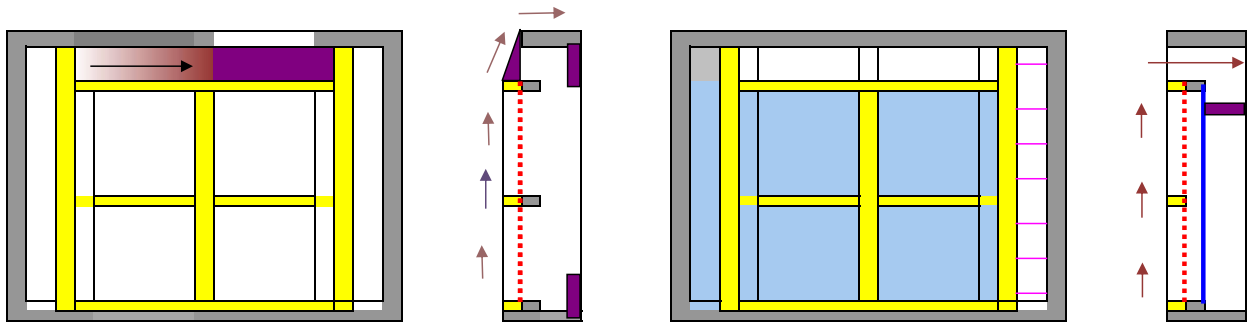
130z; No-Hand, 1/4 Turn Outside Tail-Out

Block Front & Back

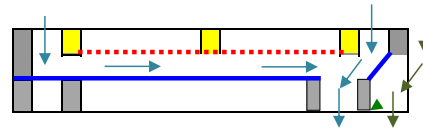
## Two Channel Sieves

**Please Note:**

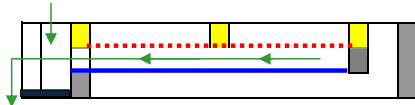
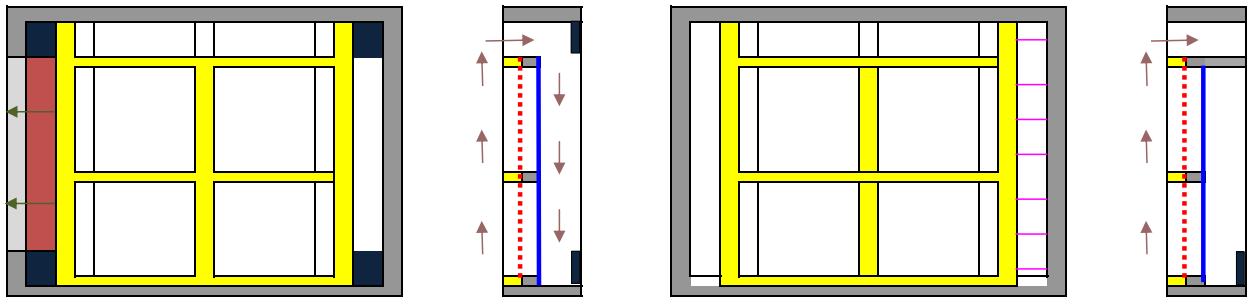
Due to the date that a sieve was designed/manufactured, the following may not be in numerical order.



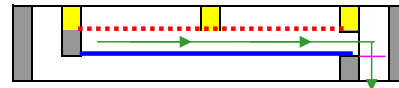
**148b; No Pan, 1/2 Tail-Out to Right (shown)**  
Block Front & Back  
**150b; No Pan, 1/2 Tail-Out to Left**  
Block Front & Back



**136d; Right-Hand, Bottom Sieve (shown)**  
Cut-Out RH side, Pan into Opposite Thrus  
**137d LH Hand, Bottom Sieve**  
Cut-Out LH side, Pan into Opposite Thrus  
No Distributor Bottom



**301; Left-Hand (shown)**  
Thrus Tail-Out with Pan & Bottom Block  
**302; Right-Hand**  
Thrus Tail-Out with Pan & Bottom Block

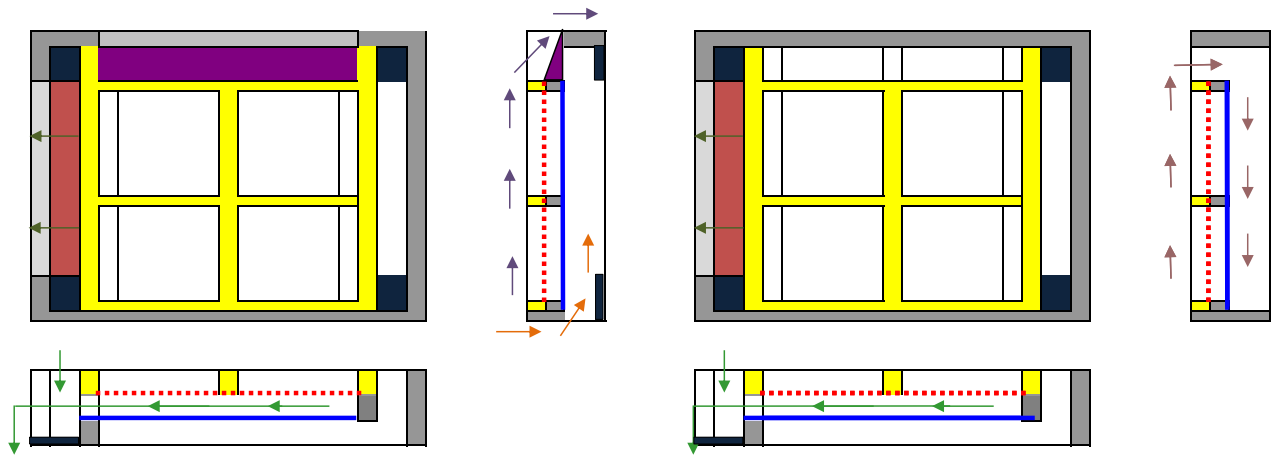


**303; Left-Hand**  
Throat Blocked Back & Block in Back  
**304; Right-Hand (shown)**  
Throat Blocked Back & Block in Back

## Two Channel Sieves

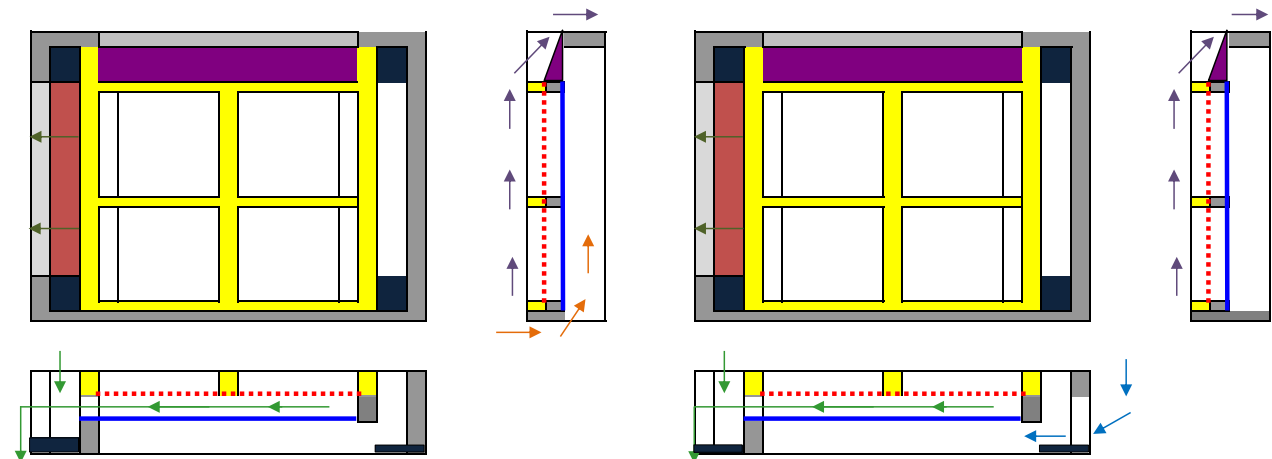
Please Note:

Due to the date that a sieve was designed/manufactured, the following may not be in numerical order.



**301a; Left-Hand (shown)**  
Tail-Out & Thrus Tail-Out with Pan  
Cut-Out Back, Blocked Front & Back  
**302a; Right-Hand**  
Tail-Out & Thrus Tail-Out with Pan  
Cut-Out Back, Blocked Front & Back

**301b; Left-Hand, Thrus Tail-Out w/ Pan (shown)**  
**302b; Right-Hand, Thrus Tail-Out w/ Pan**



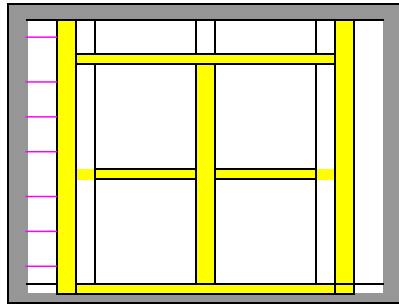
**303a; Left-Hand (shown)**  
Tail-Out & Thrus Tail-Out with Pan  
Cut-Out Back, Blocked Sides  
**303b; Right-Hand**  
Tail-Out & Thrus Tail-Out with Pan  
Cut-Out Back, Blocked Sides

**305a; Left-Hand (shown)**  
Tail-Out & Thrus Tail-Out with Pan  
Cut-Out Right Side, Block Both Sides  
**305b; Right-Hand**  
Tail-Out & Thrus Tail-Out with Pan  
Cut-Out Left Side, Block Both Sides

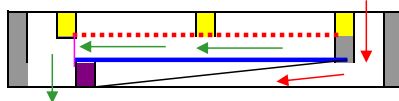
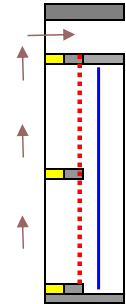
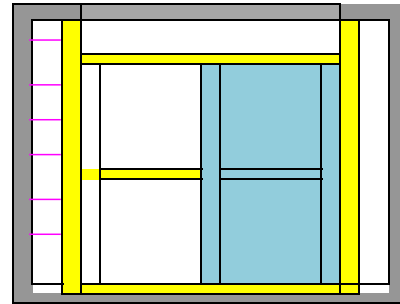
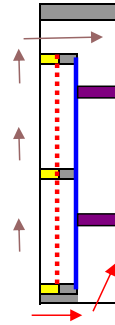
## Two Channel Sieves

**Please Note:**

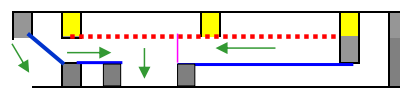
Due to the date that a sieve was designed/manufactured, the following may not be in numerical order.



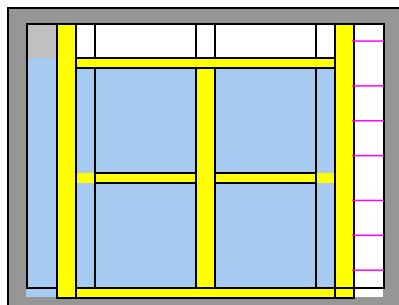
Product to Center



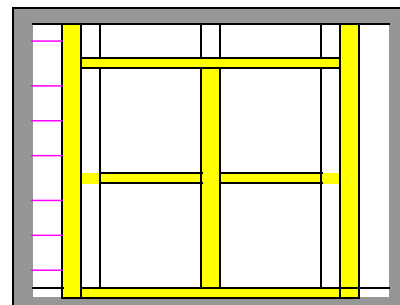
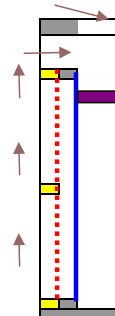
143a; Right-Hand, Bottom Sieve  
Cut-Out Inside Thrus Channel  
144a; Left-Hand, Bottom Sieve (shown)  
Cut-Out Inside Thrus Channel



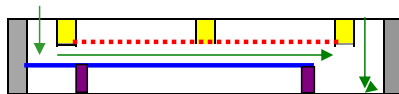
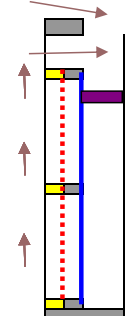
135a; Left-Hand, Bottom Sieve (shown)  
Short Pan, Cut-Out LH Side  
140a; Right-Hand, Bottom Sieve  
Short Pan, Cut-Out RH Side  
No Distributor Bottom



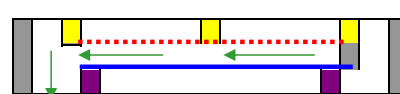
Pan into Opposite Thrus



Block Back Side



136F; Right-Hand, Bottom Sieve (shown)  
Cut-Out Front  
137F; Left-Hand, Bottom Sieve  
Cut-Out Front  
No Distributor Bottom

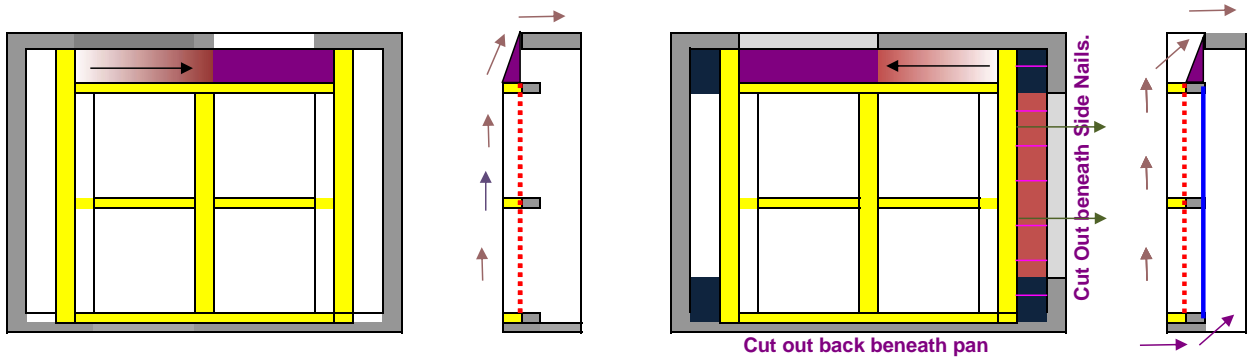


127F; Right Hand, Bottom Sieve  
Cut-Out Front  
128F; Left-Hand, Bottom Sieve (shown)  
Cut-Out Front  
129F; No Hand, Bottom Sieve  
Cut-Out Front  
No Distributor Bottom

## Two Channel Sieves

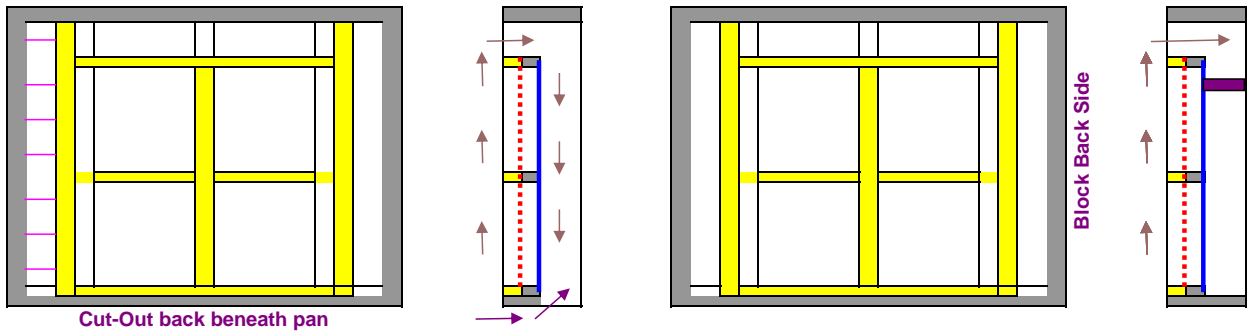
**Please Note:**

Due to the date that a sieve was designed/manufactured, the following may not be in numerical order.



**308; 1/2 Tailout to Right (shown)**  
Block Both Sides  
**309; 1/2 Tailout to Left**  
Block Both Sides

**310; Right-Hand, 1/2 Tailout to Left & Thrus Tail-Out, Cut-Out Back**



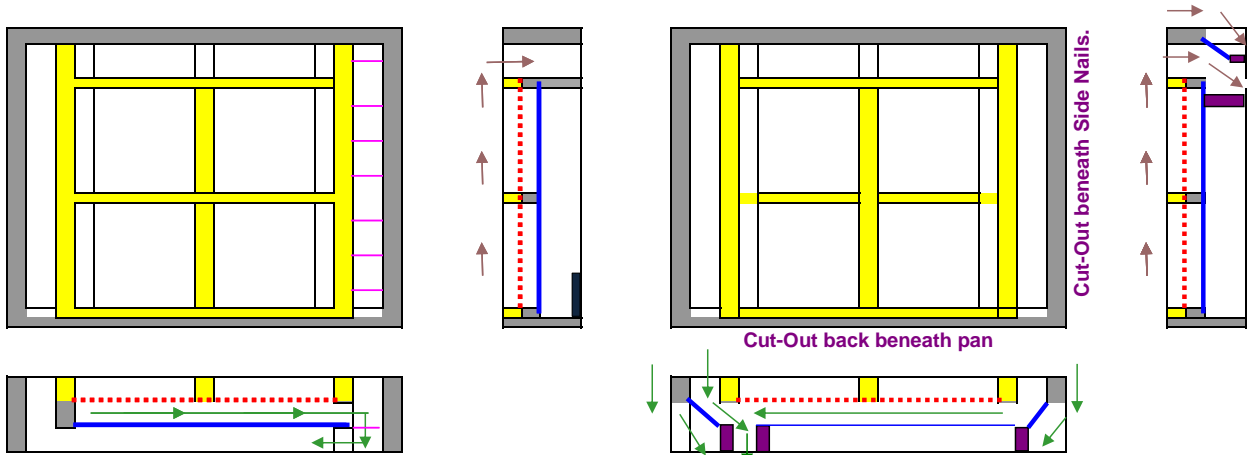
**311; Left Hand (shown)**  
1/2 Cut-Out In Back On Right Side  
**312; Right Hand**  
1/2 Cut-Out In Back On Right Side  
**313; No Hand**  
1/2 Cut-Out In Back On Right Side

**314; Right Hand, Bottom Sieve**  
Cut-Out Thrus Side  
**315; Left Hand, Bottom Sieve (shown)**  
Cut-Out Thrus Side  
**316; No Hand, Bottom Sieve**  
Cut-Out Thrus Side  
No Distributor Bottom

## Two Channel Sieves

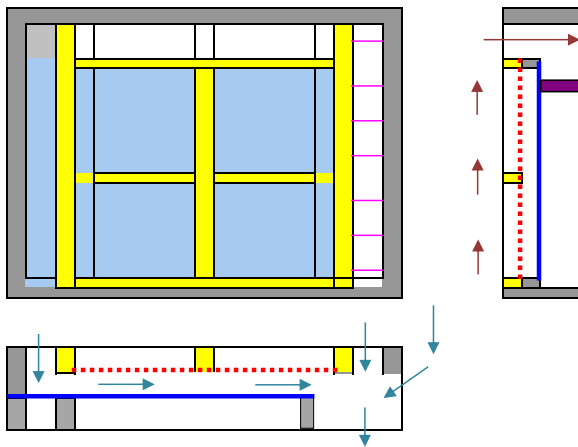
**Please Note:**

Due to the date that a sieve was designed/manufactured, the following may not be in numerical order.



**317; Left-Hand Cut-Out Side Below Pan**  
Throat Blocked Back & Block in Back  
**318; Right-Hand (shown) Cut-Out Side Below Pan**  
Throat Blocked Back & Block in Back

**319; Right-Hand, Bottom Sieve**  
Cut-Out Front & Both Sides  
**320; Left-Hand, Bottom Sieve (shown)**  
Cut-Out Front & Both Sides  
No Distributor Bottom



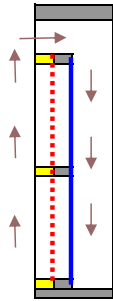
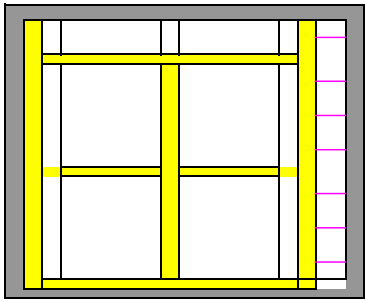
**321; Right-Hand, Bottom Sieve (shown)**  
Cut-Out RH side, Pan into Opposite Thrus  
**322 LH Hand, Bottom Sieve**  
Cut-Out LH side, Pan into Opposite Thrus  
No Distributor Bottom



### Single Channel Sieves

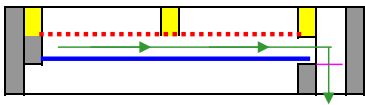
Please Note:

Due to the date that a sieve was designed/manufactured, the following may not be in numerical order.

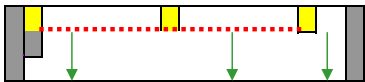
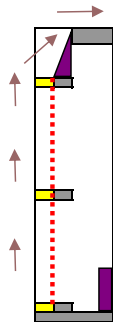
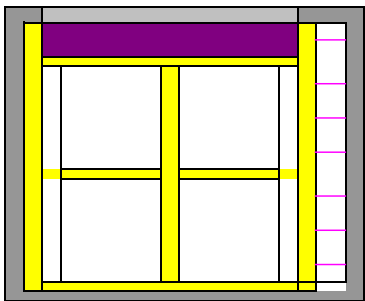


All of the single-channel sieves in this section are drawn as "Right-Hand" sieves.

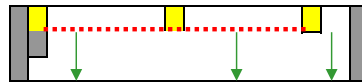
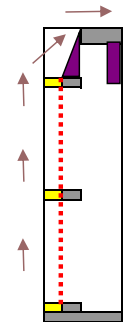
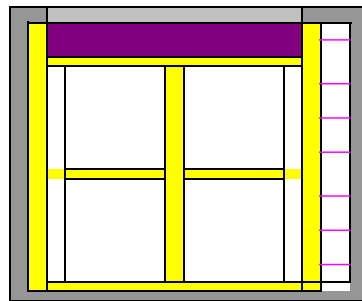
When ordering single-channel sieves you will need to specify if you want Right-Hand or Left-Hand



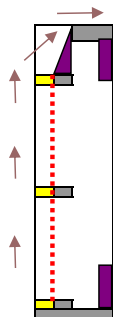
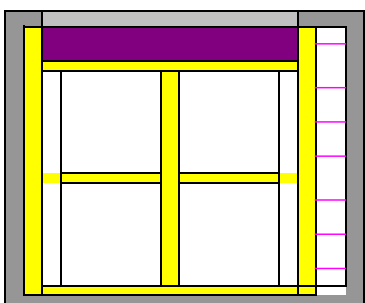
160; Standard Single Channel Sieve



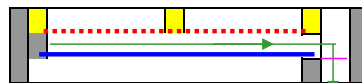
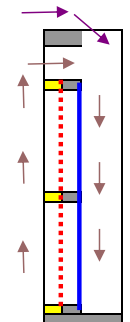
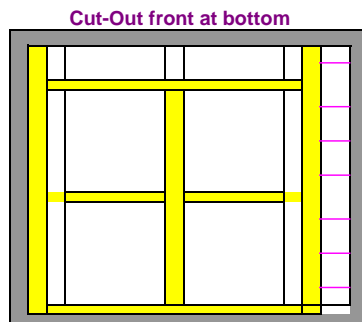
161B; 1/4 Turn Tail-Out, Block in Back



161F; 1/4 Turn Tail-Out, Block in Front



161FB; 1/4 Turn Tail-Out, Block in Front & Back

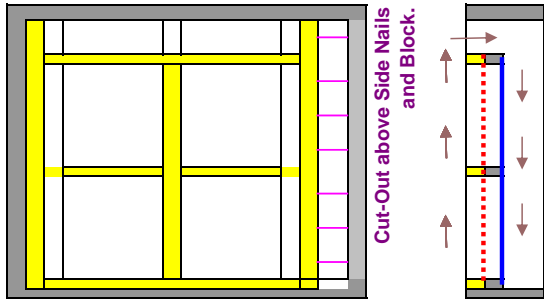


162; Cut-Out Front

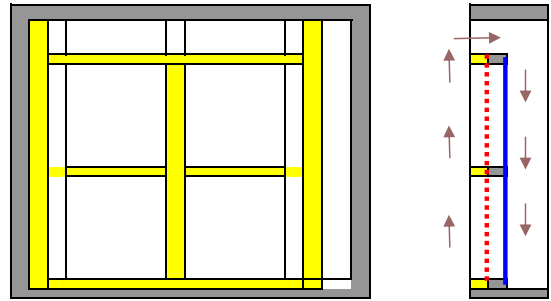
### Single Channel Sieves

Please Note:

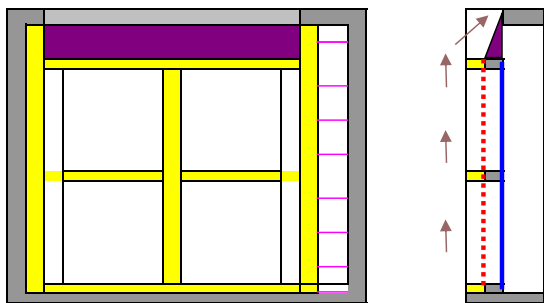
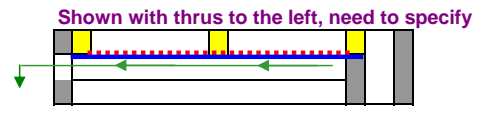
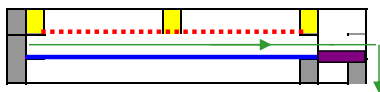
Due to the date that a sieve was designed/manufactured, the following may not be in numerical order.



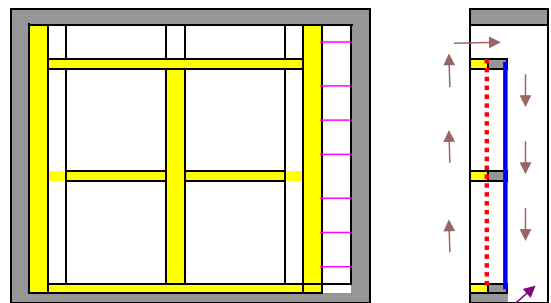
163; Thrus Tail-Out



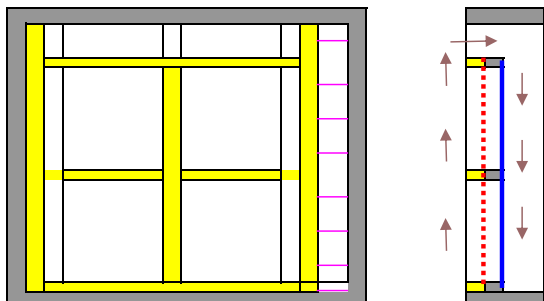
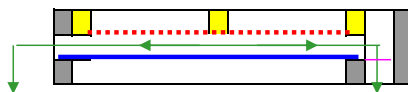
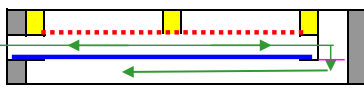
164; Thrus Opposite of Channel



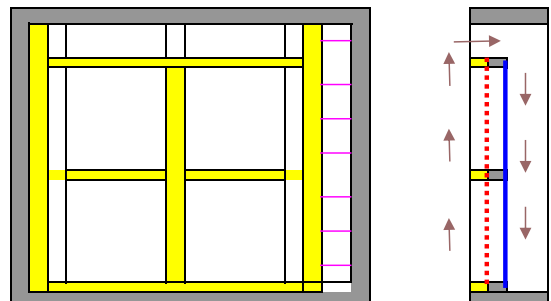
166; Divided Thrus Tailout, Bottom Open



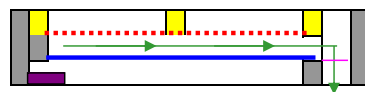
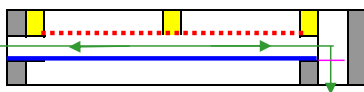
167; Divided Thrus Single Channel, Cut-Out Back



168; Divided Thrus



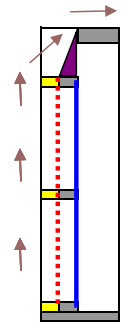
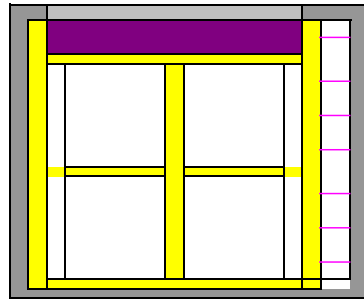
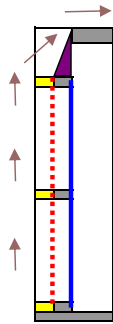
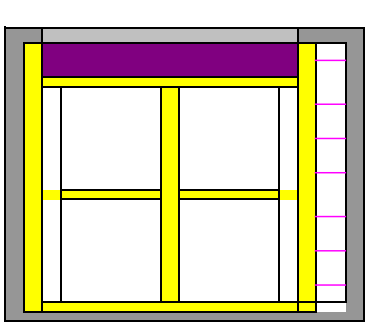
169; Blocked for Two-Channel Below



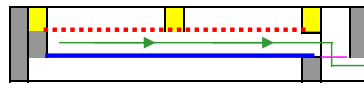
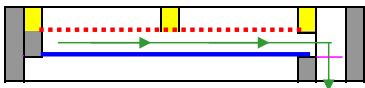
### Single Channel Sieves

Please Note:

Due to the date that a sieve was designed/manufactured, the following may not be in numerical order.

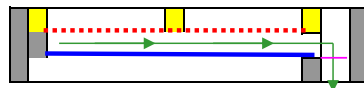
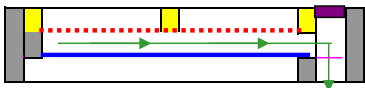
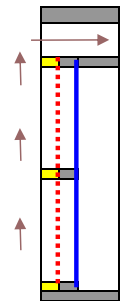
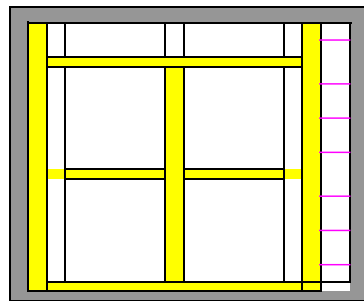
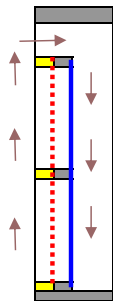
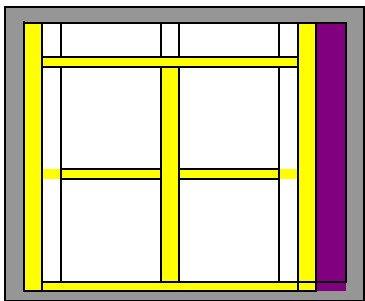


Cut-Out beneath Side Nails.



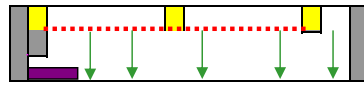
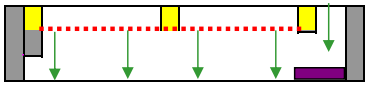
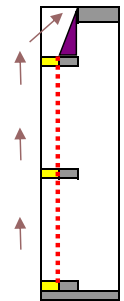
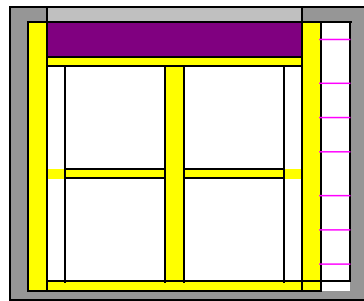
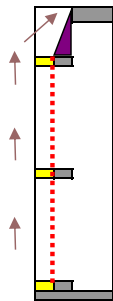
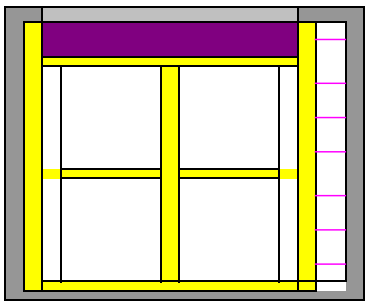
170; Straight Tail-Out

171; Tail-Out, Cut-Out Thrus Below Side Nails



172; Thrus Blocked on Top  
Not Available in Wildcat Series

173; Bottom Sieve



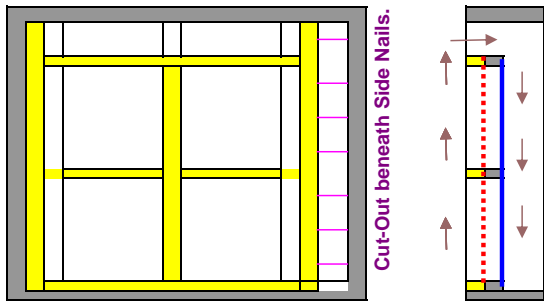
174; No-Pan, Straight Tail-Out  
Thrus Blocked on Bottom

175; No-Pan, Straight Tail-Out  
Opposite Thrus Blocked on Bottom

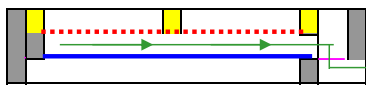
### Single Channel Sieves

Please Note:

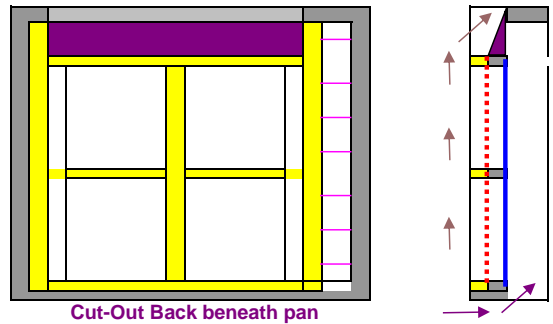
Due to the date that a sieve was designed/manufactured, the following may not be in numerical order.



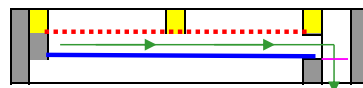
Cut-Out beneath Side Nails.



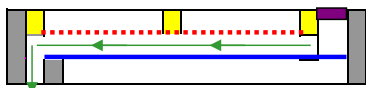
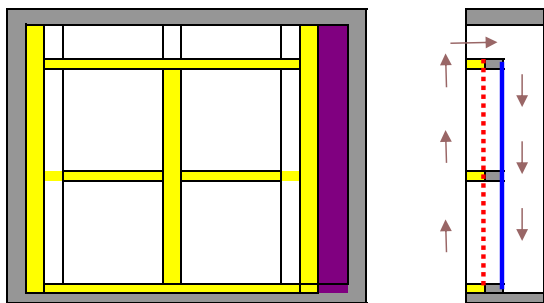
176; Cut-Out Thrus Below Side Nails



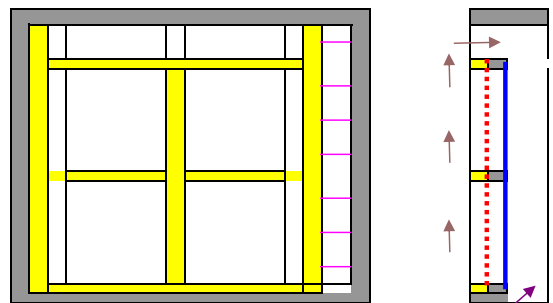
Cut-Out Back beneath pan



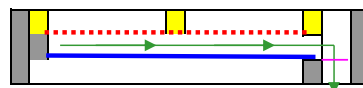
177; Outside Tail-Out with Back Cut-Out



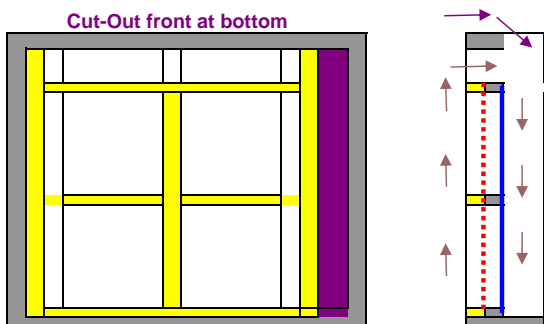
178; Pan Reversed, Thrus Blocked on Top  
Not Available in Wildcat Series



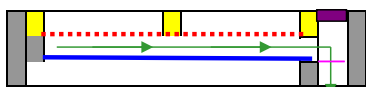
Cut-Out Back beneath pan



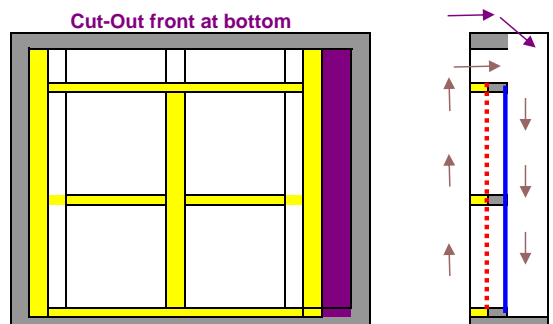
179; Cut-Out Back Beneath Pan



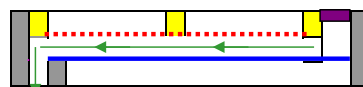
Cut-Out front at bottom



180; Thrus Blocked on Top, Cut-Out Front  
Not Available in Wildcat Series



Cut-Out front at bottom

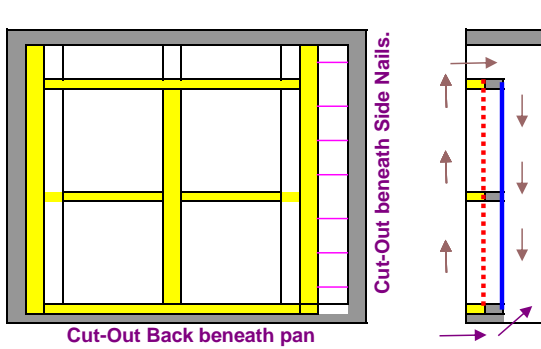


181; Pan Reversed, Thrus Blocked on Top  
Cut-Out Front  
Not Available in Wildcat Series

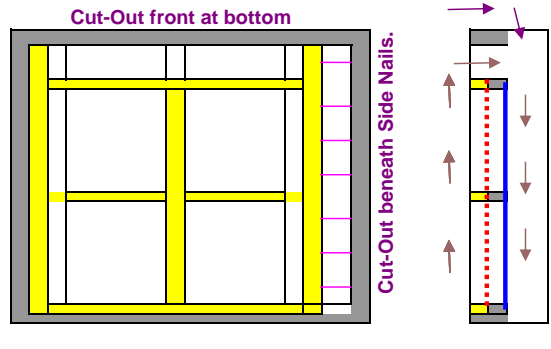
### Single Channel Sieves

Please Note:

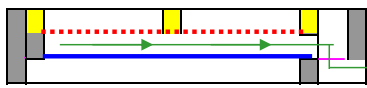
Due to the date that a sieve was designed/manufactured, the following may not be in numerical order.



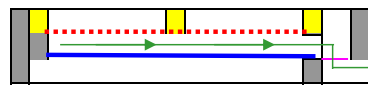
182; Cut-Out Thrus Below Side Nail & Back



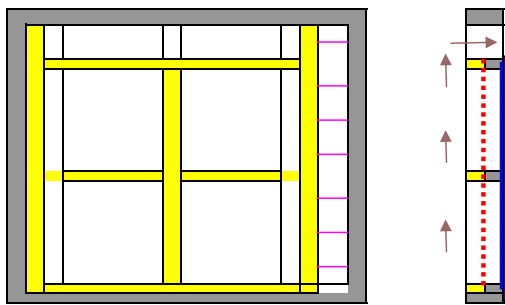
183; Cut-Out Thrus Below Side Nails & Front



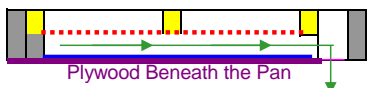
184; Thin Bottom Sieve



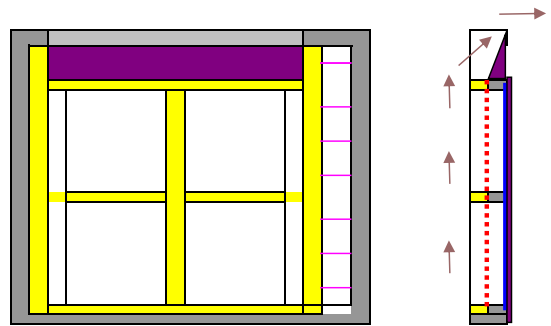
185; Right-Hand, Thin Bottom Tailout (shown)



186; Left-Hand, Thin Bottom Tailout



187; Straight Tail-Out, Cut-Out Side & Back

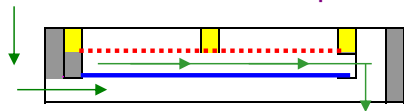
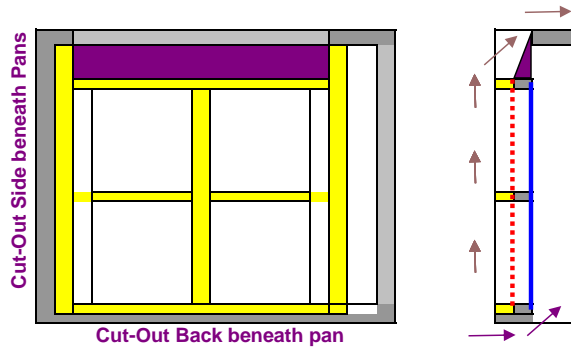


188; Cut-Out Thrus Above Side Nails & Block  
Cut-Out Opposite Side and Back Beneath Pan

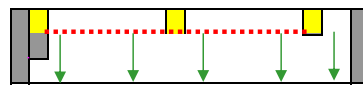
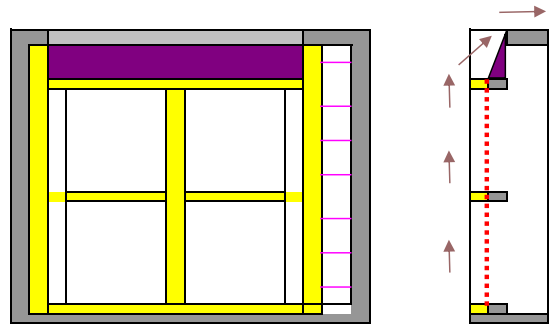
## Single Channel Sieves

Please Note:

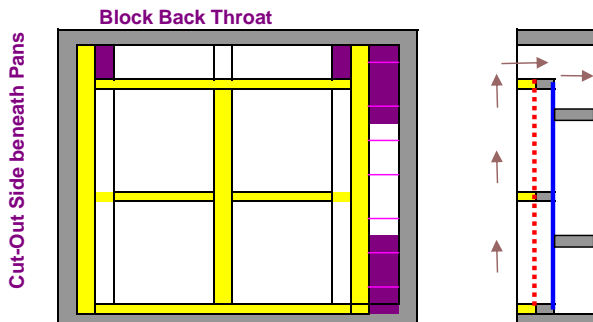
Due to the date that a sieve was designed/manufactured, the following may not be in numerical order.



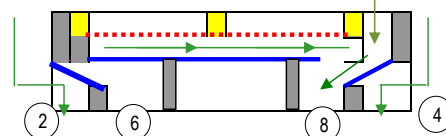
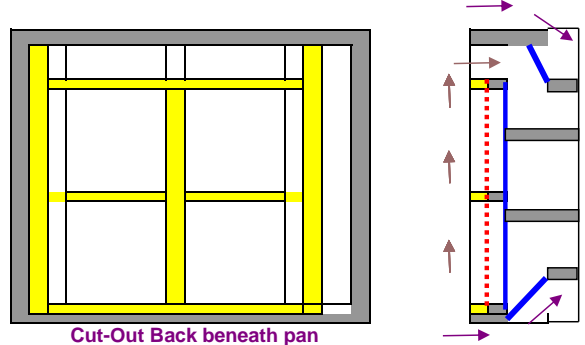
189; Tail-Out, Cut-Out Opposite Side & Back Beneath Pan



190; No-Pan, Tail-Out  
Not Blocked for Full-Cloth Sieve Below



191; Right-Hand Bottom Sieve (shown)  
Cut-Out Opposite Sides & Block Back  
192; Left-Hand Bottom Sieve  
Cut-Out Opposite Sides & Block Back

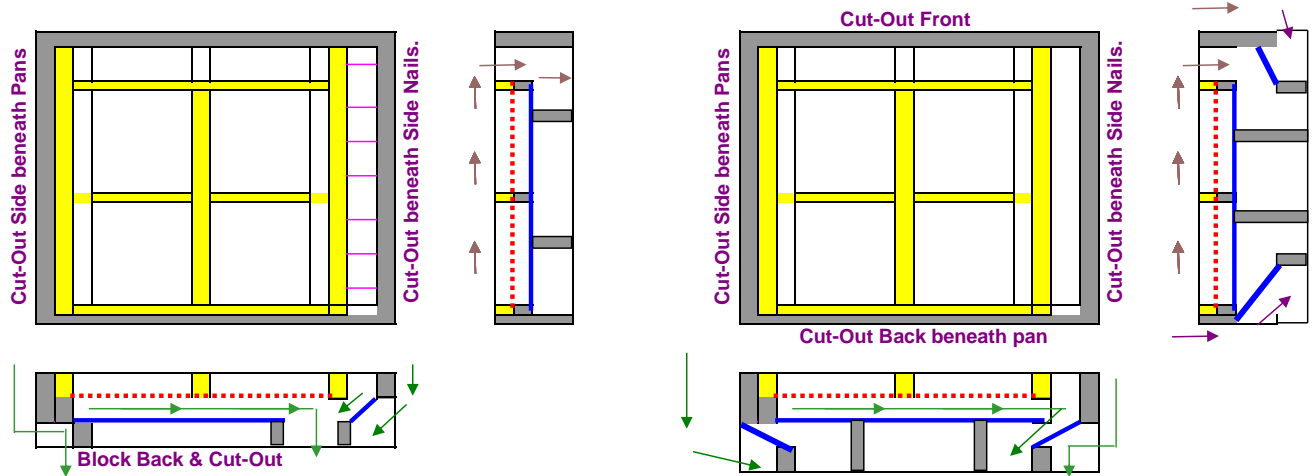


193; A-Style Bottom Sieve  
Cut-Out Both Sides, Back & Front

## Single Channel Sieves

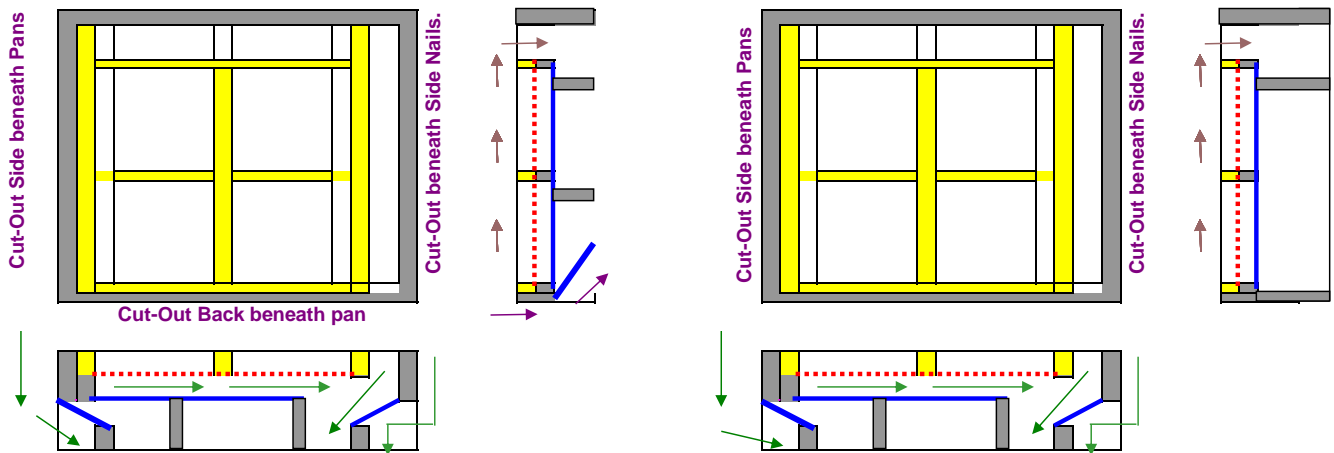
Please Note:

Due to the date that a sieve was designed/manufactured, the following may not be in numerical order.



**194; Right-Hand Bottom Sieve** (shown)  
Cut-Out both Sides  
**195; Left-Hand Bottom Sieve**  
Cut-Out both Sides  
No Distributor Bottom

**196; Right-Hand With N-Style Bottom Beneath**  
Cut-Out both Sides, Back & Front (shown)  
**197; Left-Hand With N-Style Bottom Beneath**  
Cut-Out both Sides, Back & Front  
No Distributor Bottom



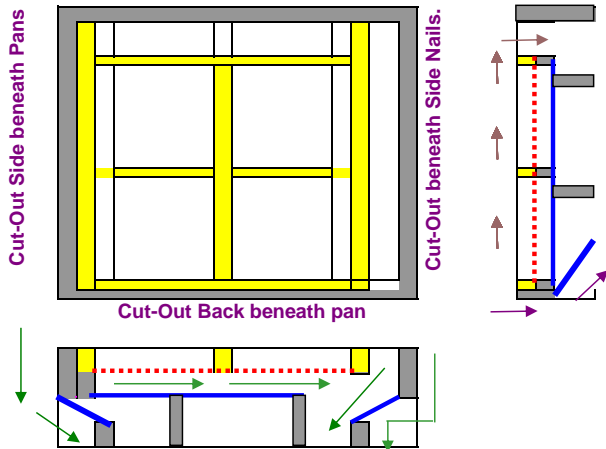
**198; Right-Hand With N-Style Bottom Beneath**  
Cut-Out both Sides & Back (shown)  
**199; Left-Hand With N-Style Bottom Beneath**  
Cut-Out both Sides & Back  
No Distributor Bottom

**200; Right-Hand With A-Style Bottom Beneath**  
Cut-Out both Sides (shown)  
**201; Left-Hand With A-Style Bottom Beneath**  
Cut-Out both Sides  
No Distributor Bottom

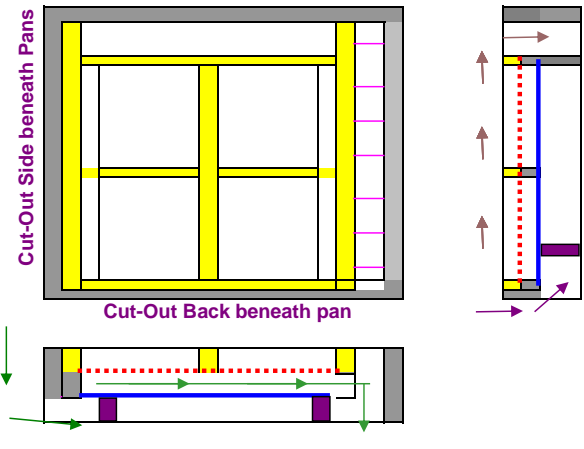
## Single Channel Sieves

Please Note:

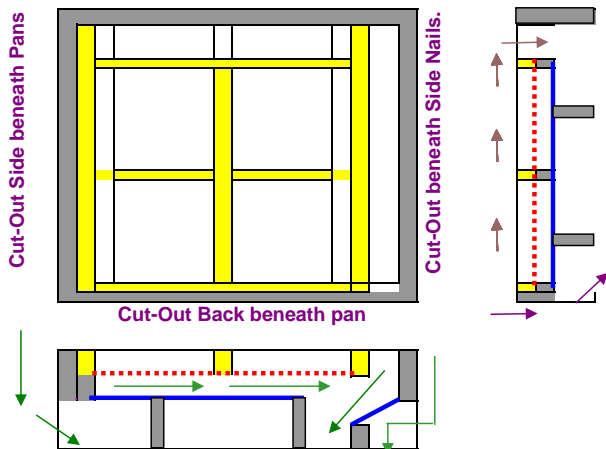
Due to the date that a sieve was designed/manufactured, the following may not be in numerical order.



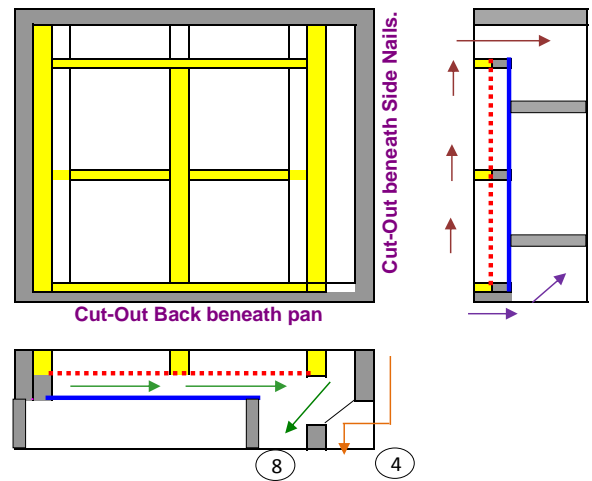
**202; Right-Hand With A-Style Bottom Beneath**  
Cut-Out both Sides & Back (shown)  
**203; Left-Hand With A-Style Bottom Beneath**  
Cut-Out both Sides & Back  
No Distributor Bottom



**211; Bottom Sieve**  
Cut-Out Opposite Side & Back  
No Distributor Bottom



**204; Right-Hand Bottom Sieve (shown)**  
Cut-Out both Sides & Back  
**205; Left-Hand Bottom Sieve**  
Cut-Out both Sides & Back  
No Distributor Bottom



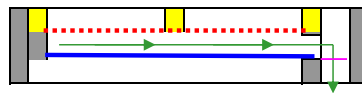
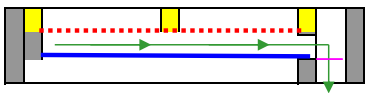
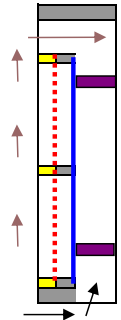
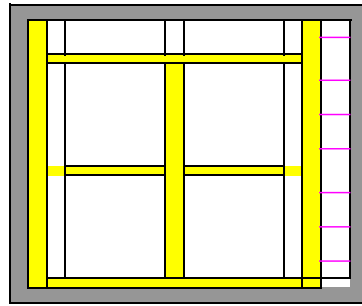
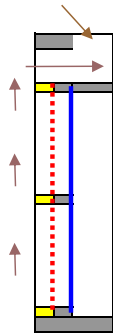
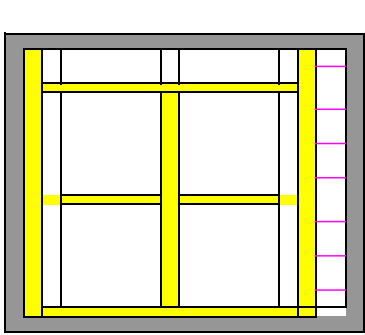
**206; Bottom Sieve**  
Cut-Out Thrus Side & Back.  
No Distributor Bottom



### Single Channel Sieves

Please Note:

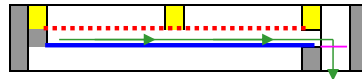
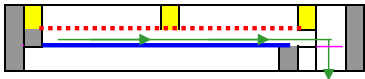
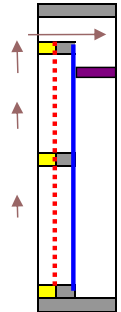
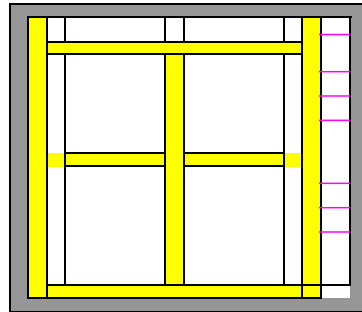
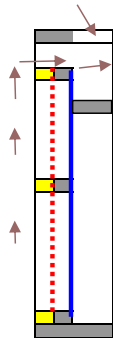
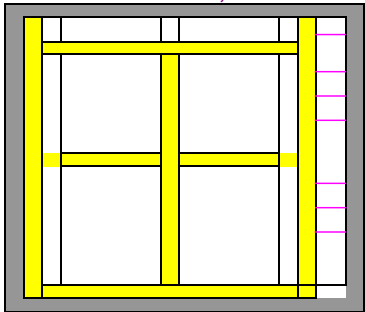
Due to the date that a sieve was designed/manufactured, the following may not be in numerical order.



173F; Bottom Sieve, Cut-Out Front

209; Bottom Sieve, Cut-Out Back

Block Back Throat, Cut-Out front



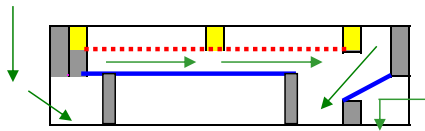
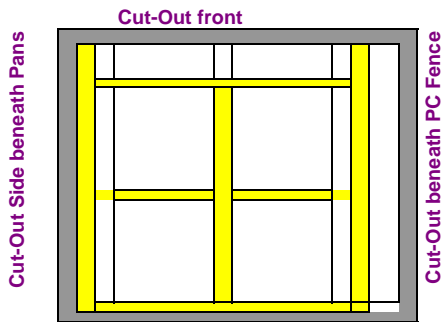
208; Bottom Sieve, Cut-Out Front & Block Back

210; Bottom Sieve, Block Back

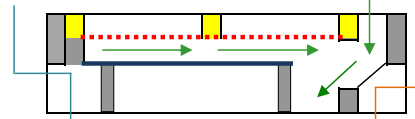
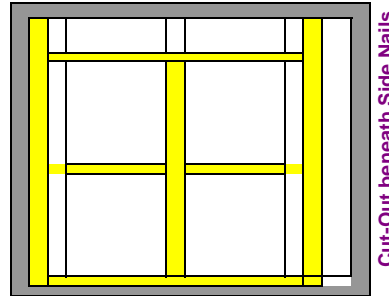
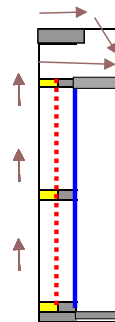
### Single Channel Sieves

Please Note:

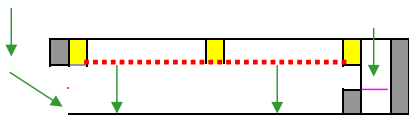
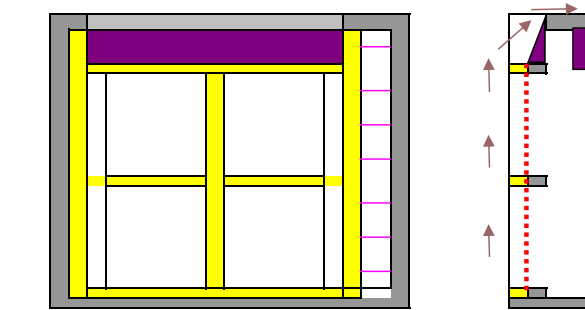
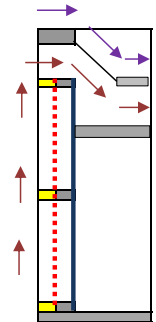
Due to the date that a sieve was designed/manufactured, the following may not be in numerical order.



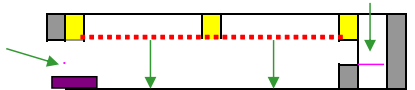
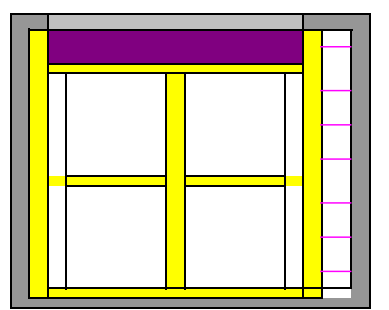
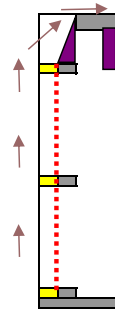
**212; Bottom Sieve, Cut-Out Both Sides & Throat**  
No Distributor Bottom



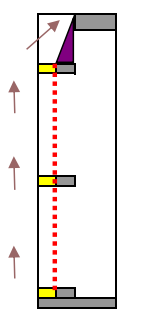
**213; Bottom Sieve, Cut-Out Sides & Front**  
No Distributor Bottom



**161FS; 1/4 Turn Tail-Out, Block in Front**  
Cut-Out Opposite Side



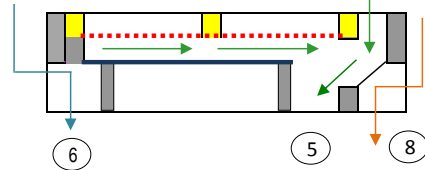
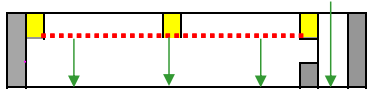
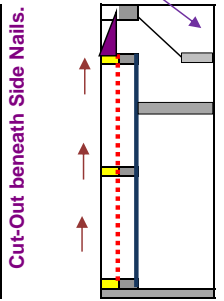

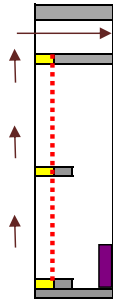
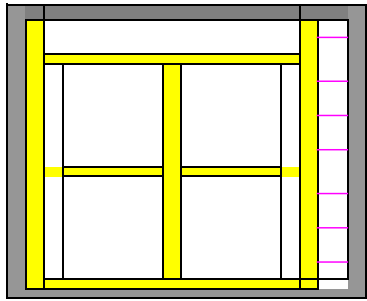
**175S; No-Pan, Straight Tail-Out**  
Cut-Out & Block Opposite Side



## Single Channel Sieves

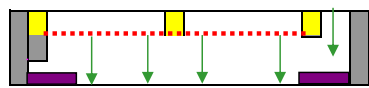
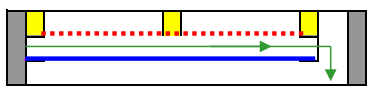
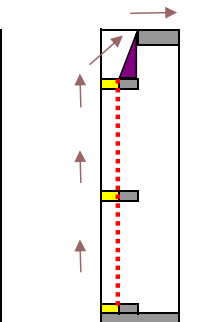
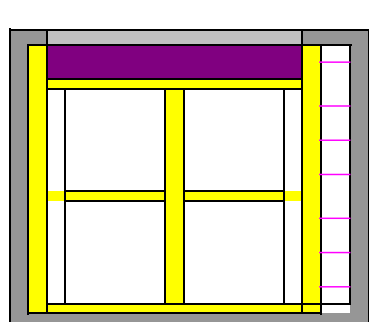
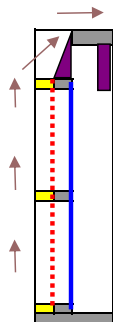
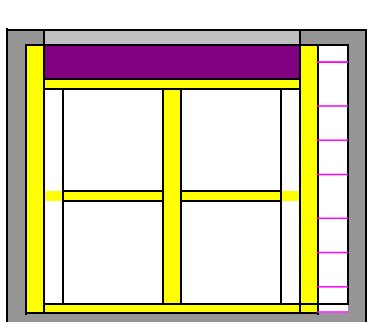
Please Note:

Due to the date that a sieve was designed/manufactured, the following may not be in numerical order.



**214; No Pan, Inside Tail-Out, With Throat Block & Block in Back for Two-Channel Below**

**215; Bottom Sieve; Cut-Out Sides & Throat Tail-Out & Thrus Tail-Out  
No Distributor Bottom**



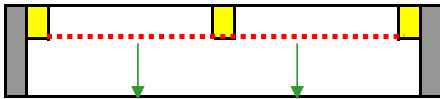
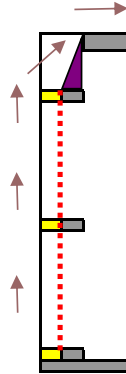
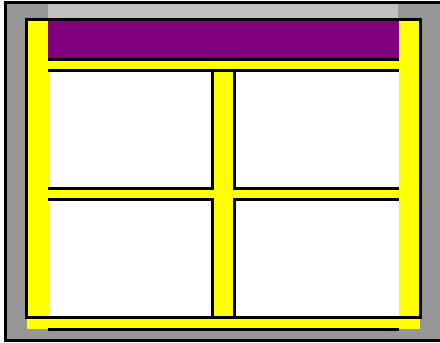
**216; Single Channel Tailout  
Cut-Out Below Pan For Thrus  
(need to designate F or B for Block location)  
(Block is optional, and drawn for reference)**

**217; Single Channel Tailout  
Block both side for 2channel below**

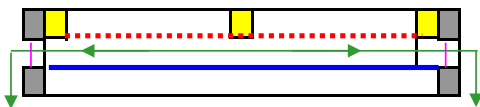
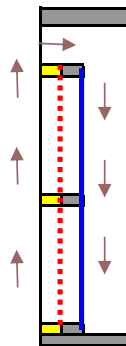
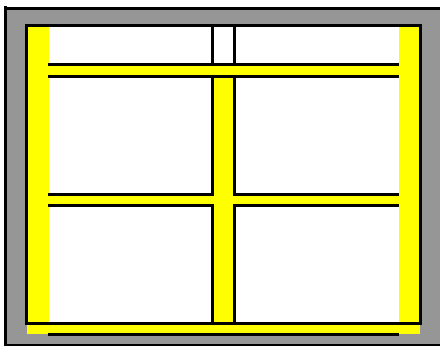
### Full Cloth Sieves

Please Note:

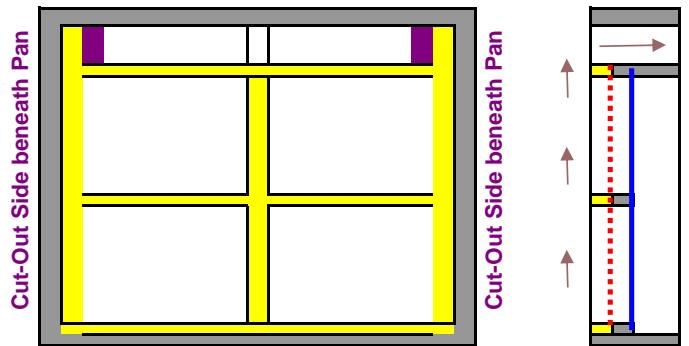
Due to the date that a sieve was designed/manufactured, the following may not be in numerical order.



**501; No-Hand No-Pan Tail-out**



**503; No-Hand Sieve**  
(May be referred to as a "502" on older flow sheets)

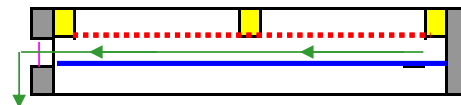
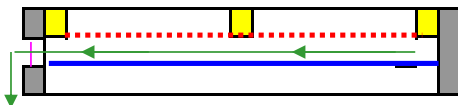
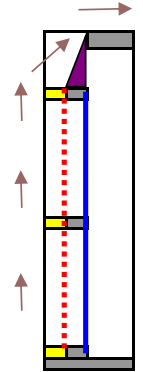

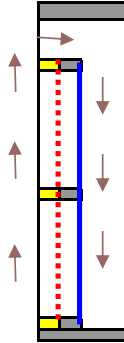
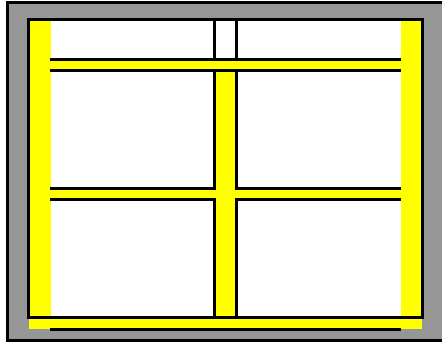


**504; No-Hand Bottom Sieve, Cut-out Sides**  
No distributor bottom

## Full Cloth Sieves

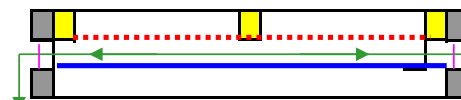
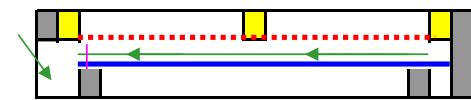
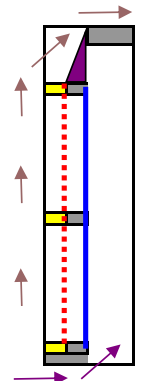

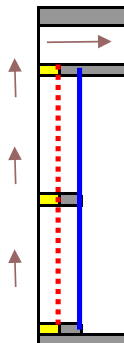
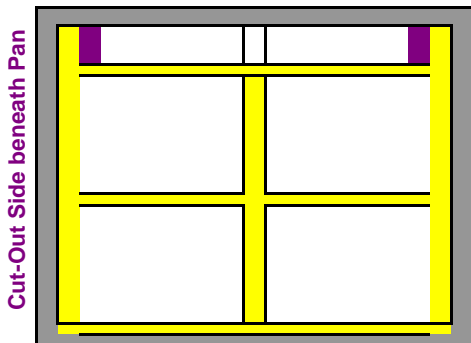
Please Note:

Due to the date that a sieve was designed/manufactured, the following may not be in numerical order.



**505; Left-Hand Sieve (shown)**  
**510; Right-Hand Sieve**

**506; Left-Hand Tail-out (shown)**  
**513; Right-Hand Tail-out**



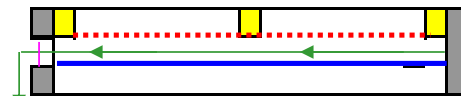
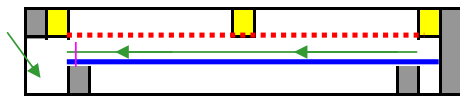
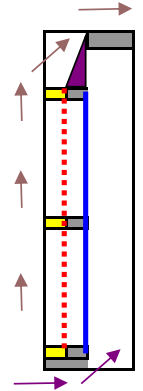

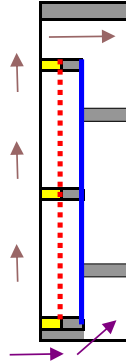
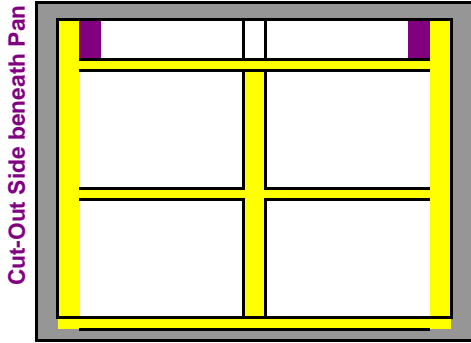
**507; Left-Hand Bottom Sieve, Cut-Out Side (shown)**  
**514; Right-Hand Bottom Sieve, Cut-Out Side**  
No Distributor Bottom

**508; No-Hand Tail-out cut-out Back beneath Pan**

### Full Cloth Sieves

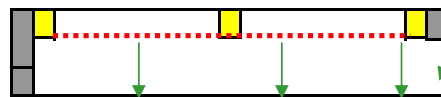
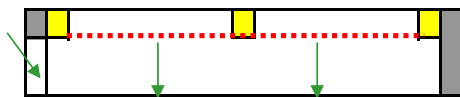
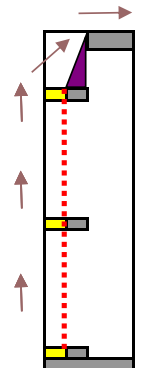

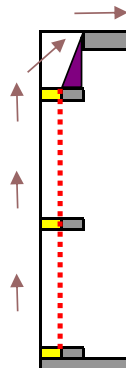

Please Note:

Due to the date that a sieve was designed/manufactured, the following may not be in numerical order.



**509; Left-Hand Bottom Sieve,**  
**Cut-out Side & Back (shown)**  
**517; Right-Hand Bottom Sieve,**  
**Cut-out Side & Back**  
 No Distributor Bottom

**511; Left-Hand Tailout (shown)**  
**Cut-Out Back Beneath Pan**  
**512; Right-Hand Tailout,**  
**Cut-Out Back Beneath Pan**



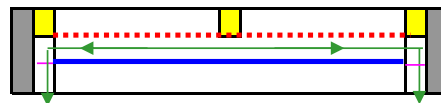
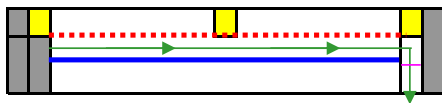
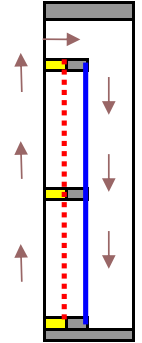
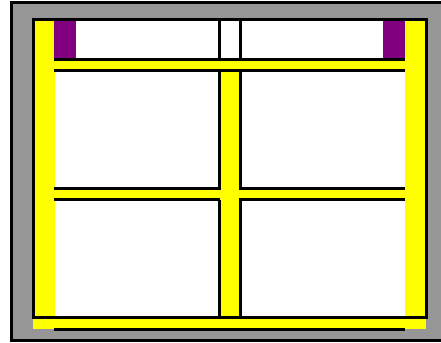
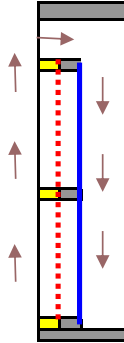
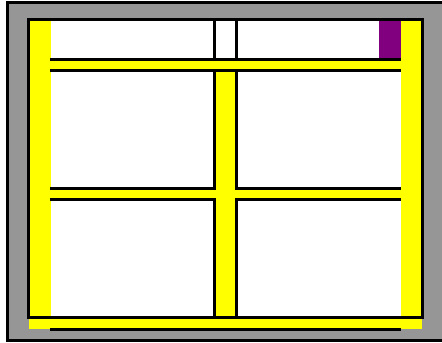
**515; No-Hand No-Pan Tail-Out**  
**Cut-Out Left Side**

**516; No-Hand No-Pan Tail-Out**  
**Cut-Out Right Side**

## Full Cloth Sieves

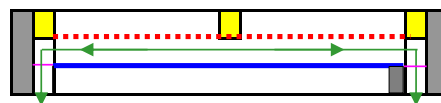
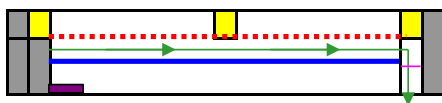
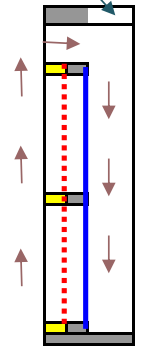
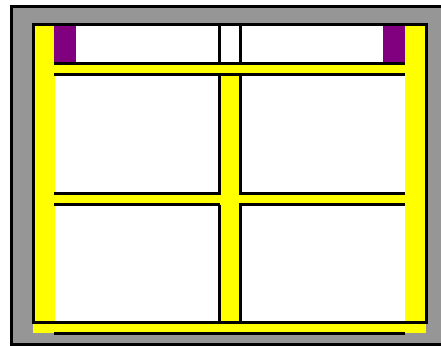
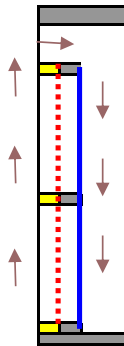
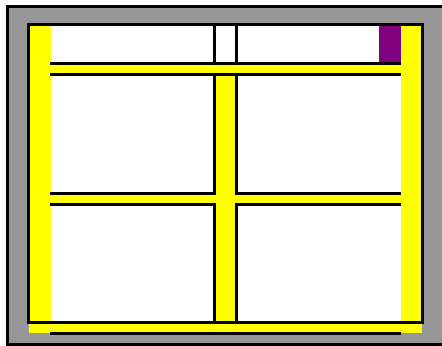
Please Note:

Due to the date that a sieve was designed/manufactured, the following may not be in numerical order.



**518; Full Cloth Top  
With Right-Hand Discharge Beneath** (*shown*)  
**519; Full Cloth Top  
With Left-Hand Discharge Beneath**

**521; Full Cloth Top  
With No-Hand Discharge Beneath**



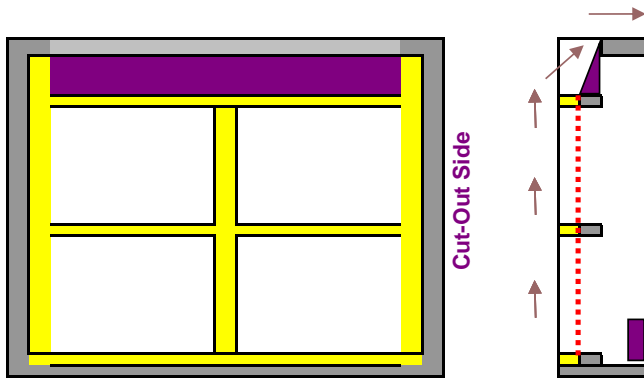
**518K / 519K; Blocked opposite for 2ch below**

**521T; Full Cloth Top with throat Cut-Out,  
and 2ChNH discharge beneath**

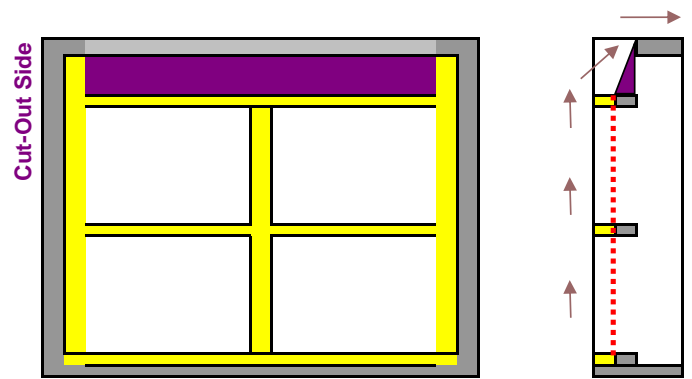
### Full Cloth Sieves

Please Note:

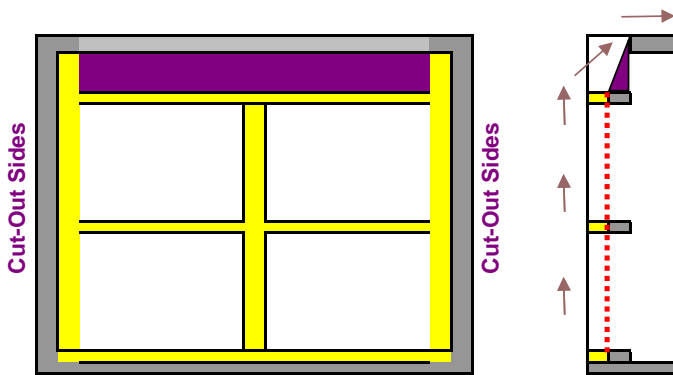
Due to the date that a sieve was designed/manufactured, the following may not be in numerical order.



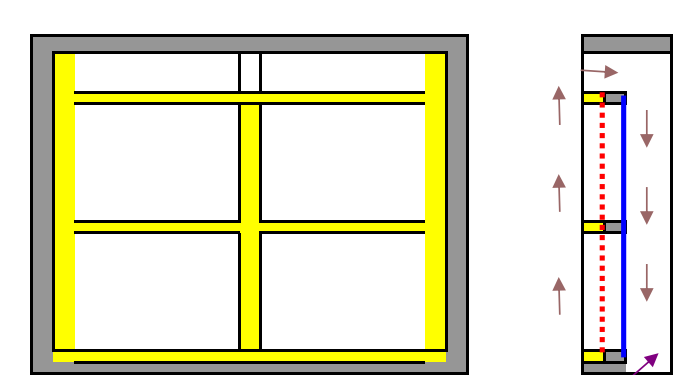
**520; No Pan Tail Out**  
Block Back & Cut-Out Side  
Specify Right or Left-Hand  
(Right-Hand Shown)



**615; No-Hand No-Pan Tail-Out**  
Cut-Out Left Side & Block Right Side (Shown)  
**616; No-Hand No-Pan Tail-Out**  
Cut-Out Right Side & Block Left Side



**523; No-Hand No-Pan Tail-Out**  
With Sides Cut-Out



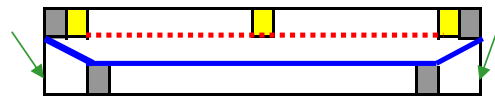
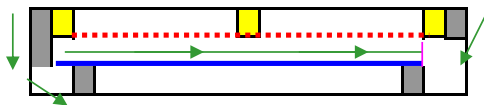
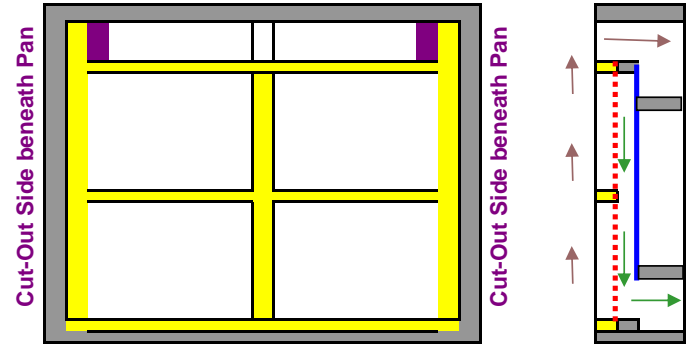
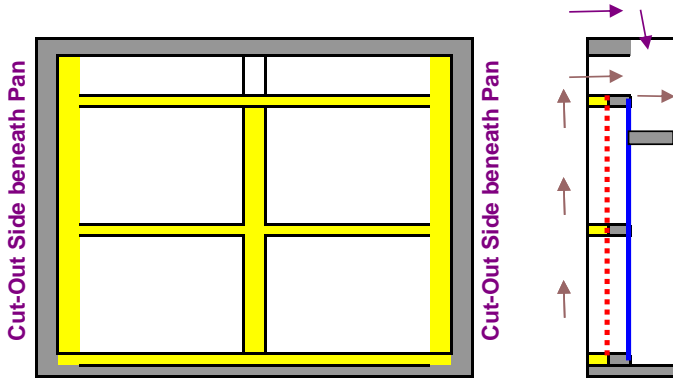
**524; No-Hand Sieve, Cut-Out Back (shown)**  
**525; Left-Hand Sieve, Cut-Out Back**  
**526; Right-Hand Sieve, Cut-Out Back**



### Full Cloth Sieves

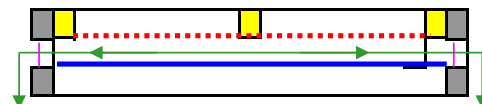
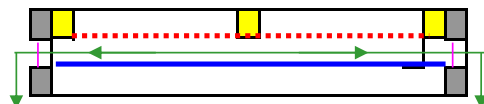
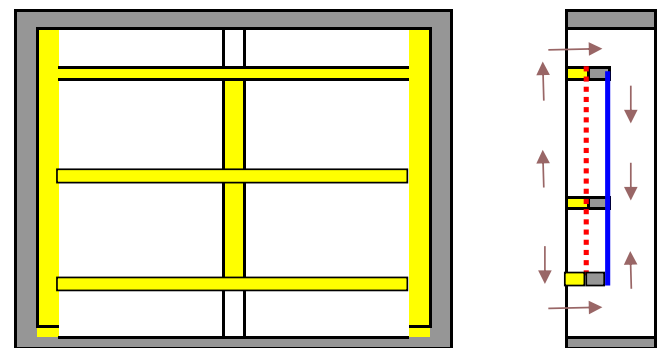
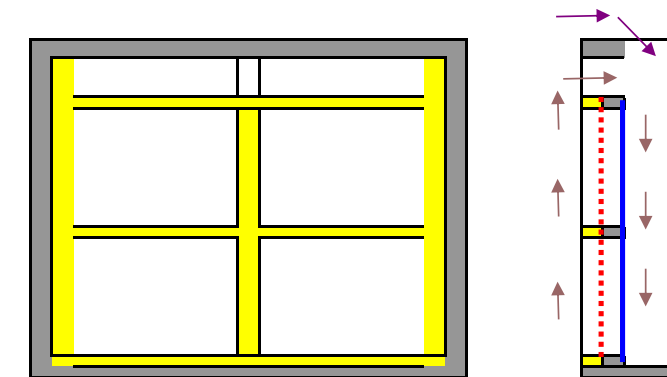
Please Note:

Due to the date that a sieve was designed/manufactured, the following may not be in numerical order.



**522; No-Hand Bottom**  
Cut-Out Sides & Special Blocking  
**527; Left-Hand Bottom**  
Cut-Out Sides & Special Blocking  
**528; Right-Hand Bottom** *(shown)*  
Cut-Out Sides & Special Blocking  
No Distributor Bottom

**529; No-Hand Special Bottom, Pan Out Back**  
No Distributor Bottom



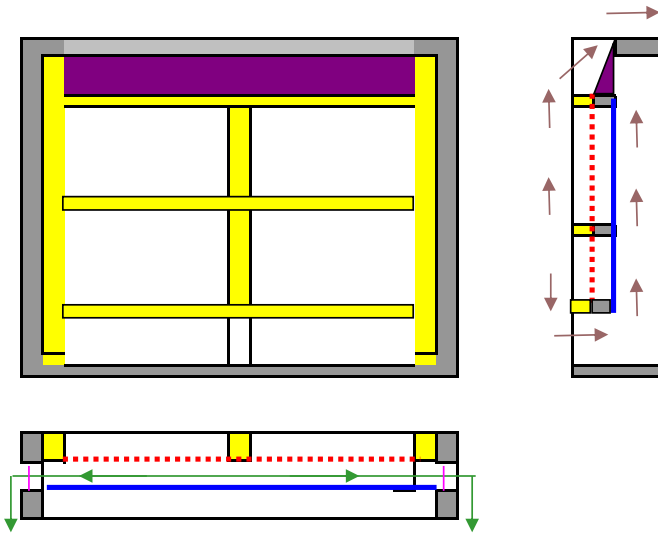
**530; No-Hand, Cut-Out Throat**

**531; No-Hand Double Throated Sieve** *(shown)*  
**533; Right-Hand Double Throated Sieve**  
**534; Left-Hand Double Throated Sieve**

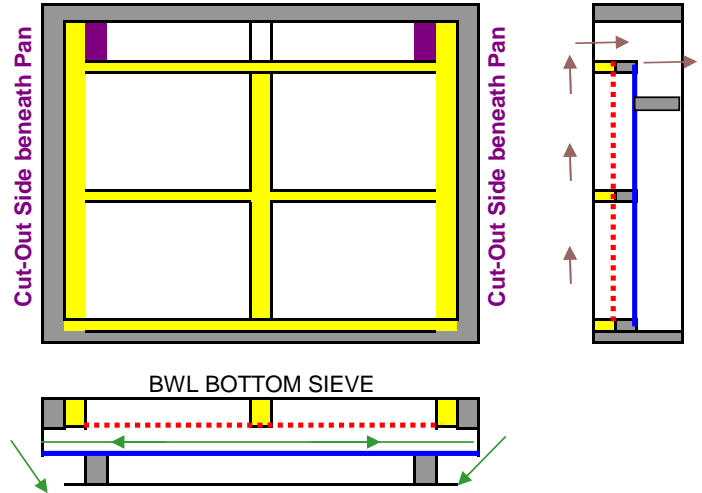
## Full Cloth Sieves

Please Note:

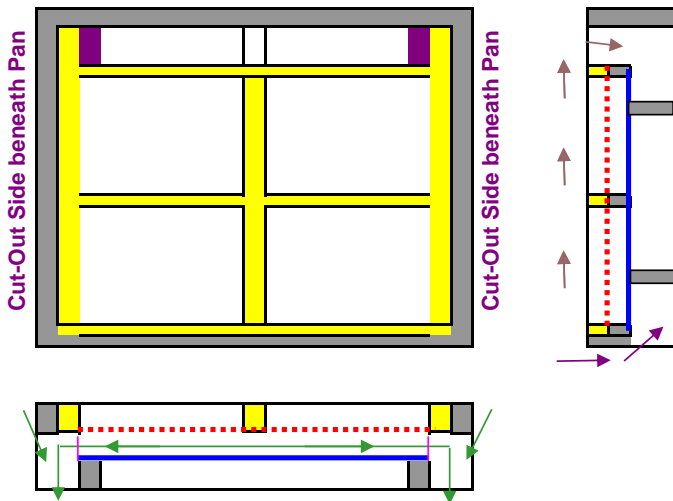
Due to the date that a sieve was designed/manufactured, the following may not be in numerical order.



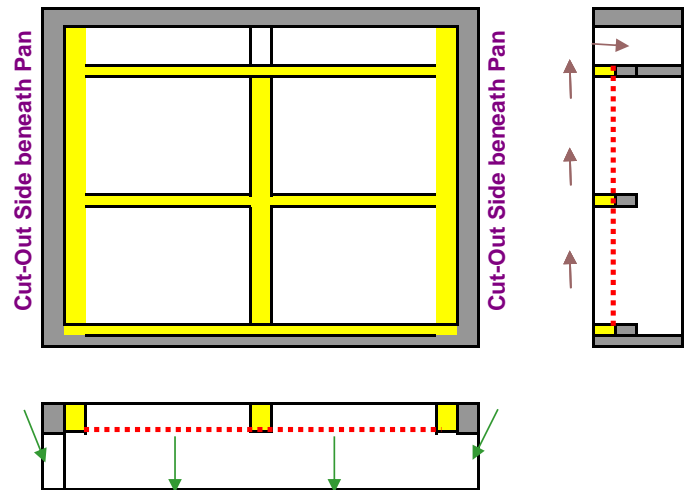
**532; No-Hand Double Throated Tailout** (shown)  
**535; Right-Hand Double Throated Tailout**  
**536; Left-Hand Double Throated Tailout**



**537; No-Hand Bottom Sieve**  
**Cut-Out Sides**  
 No Distributor Bottom



**538; No-Hand Bottom Sieve** (shown)  
**Cut-Out Back & Sides**  
**552; Right-Hand Bottom Sieve**  
**Cut-Out Back & Sides**  
**553; Left-Hand Bottom Sieve**  
**Cut-Out Back & Sides**  
 No Distributor Bottom

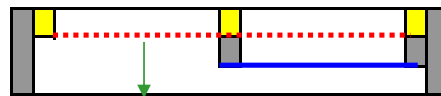
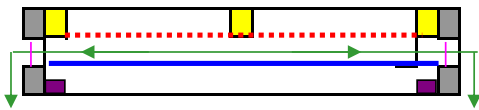
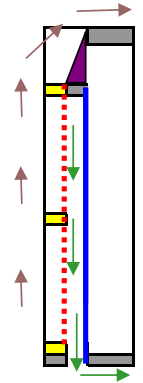
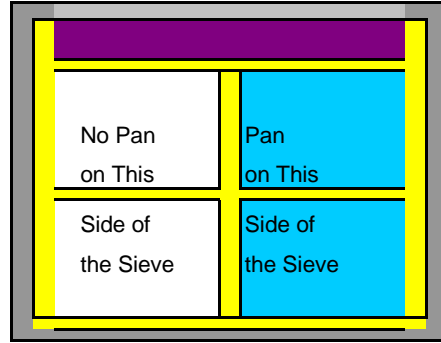
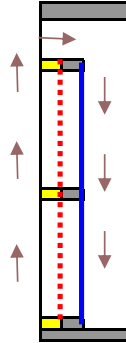
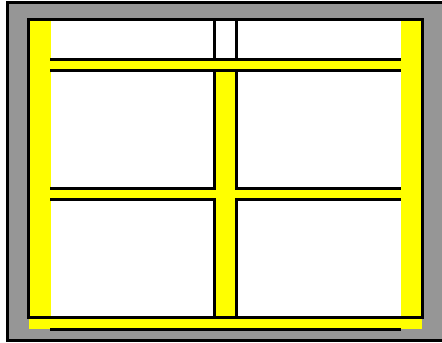


**539; No-Hand No-Pan Inside Tail-Out**  
**Cut-Out Sides**

### Full Cloth Sieves

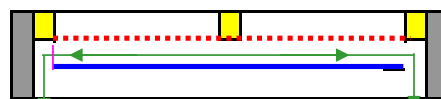
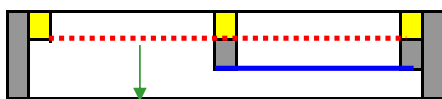
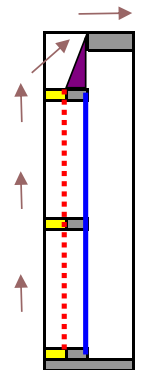

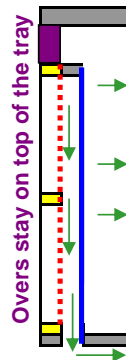
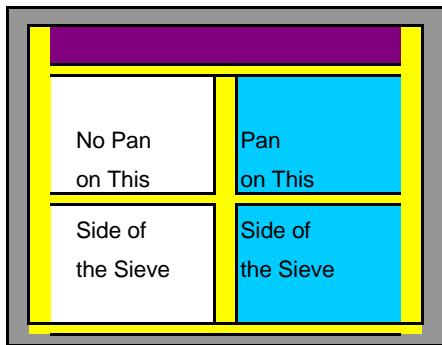
Please Note:

Due to the date that a sieve was designed/manufactured, the following may not be in numerical order.



**540; No-Hand (shown)**  
Block Both Channels Beneath  
**544; Left-Hand**  
Block Both Channels Beneath  
**545; Right-Hand**  
Block Both Channels Beneath

**541; Scalp Tail-Out, 1/2 Pan to Back**



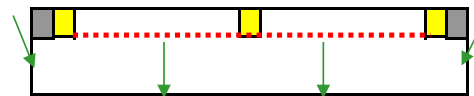
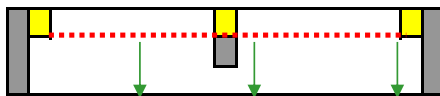
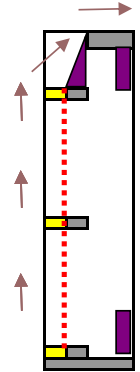

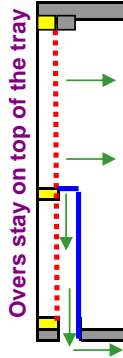
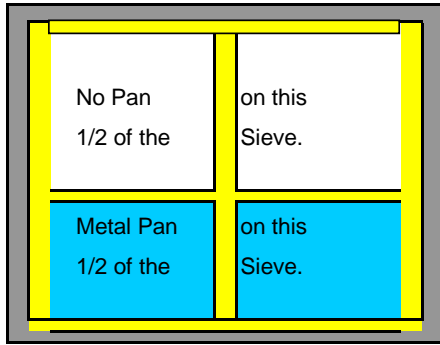
**542; Scalp Sieve, 1/2 Pan to Back, Block Throat "Rock Catcher" that splits the flow**

**543; Scalp Tail-out, Pan to Inside**

## Full Cloth Sieves

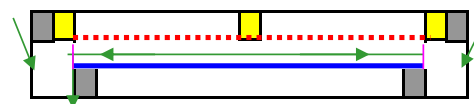
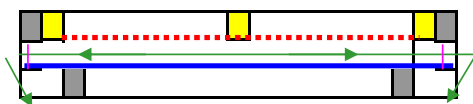
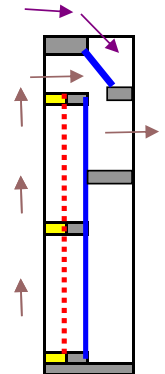

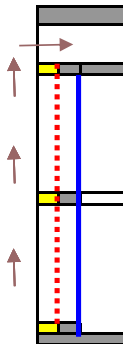
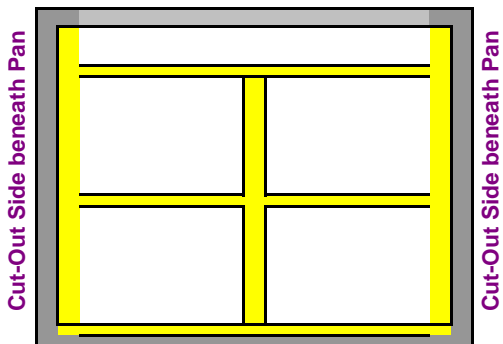
Please Note:

Due to the date that a sieve was designed/manufactured, the following may not be in numerical order.



**546; Scalp Sieve, 1/2 Pan to Back, No Throat**  
"Rock Catcher" that splits the flow  
No Clothing On Tray

**547; No-Hand No-Pan Tail-out, Cut-Out Sides**  
Block Front & Back



**548; Bottom Sieve, Cut-out Sides**  
No Distributor Bottom

**549; No-Hand Bottom Sieve (shown)**  
Pan Below Throat, Cut-Out Front

**550; Left-Hand Bottom Sieve**  
Pan Below Throat, Cut-Out Front

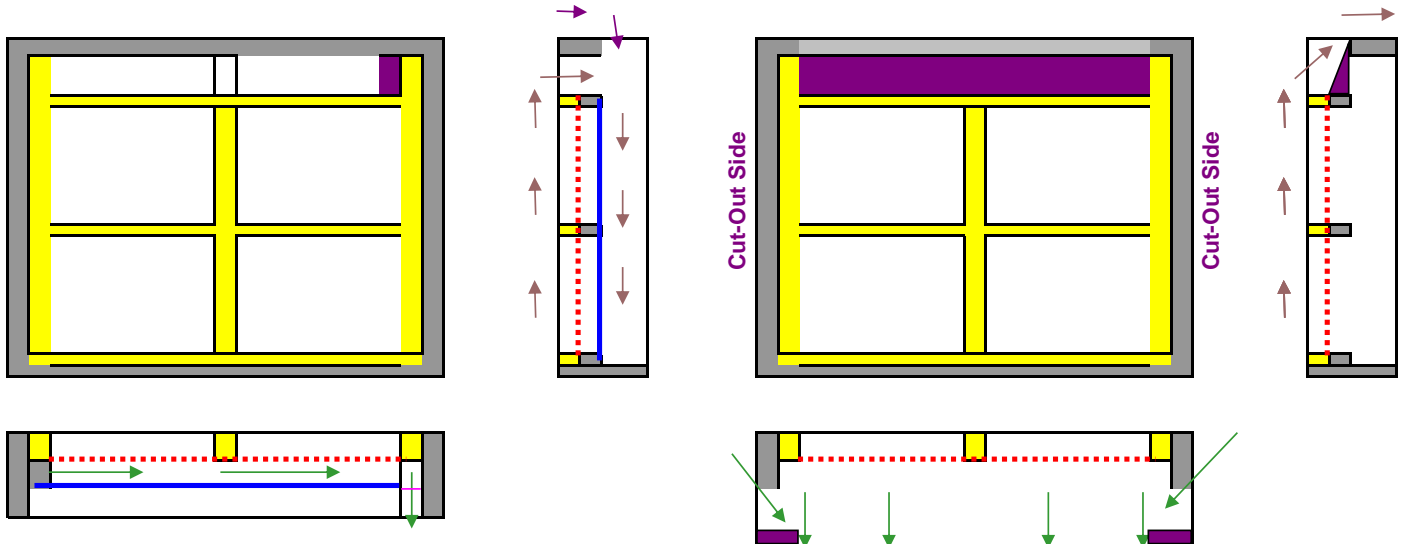
**551; Right-Hand Bottom Sieve**  
Pan Below Throat, Cut-Out Front

No Distributor Bottom

### Full Cloth Sieves

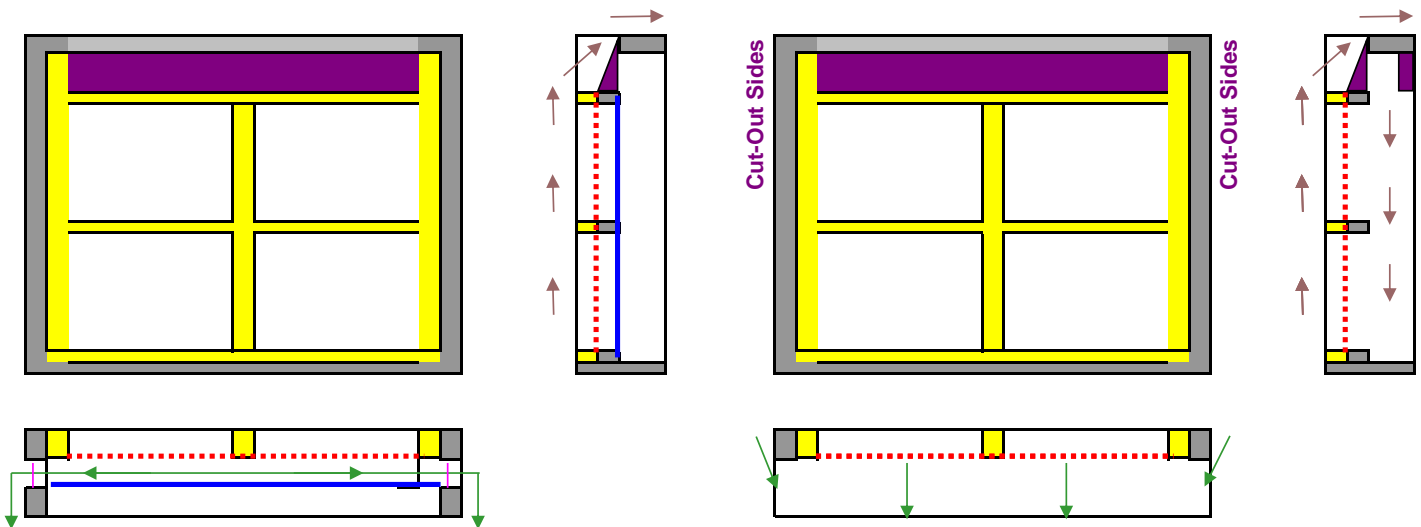
Please Note:

Due to the date that a sieve was designed/manufactured, the following may not be in numerical order.



**554; Full Cloth Top with Right-Hand (shown)  
Discharge Beneath, Cut-Out Front**  
**555; Full Cloth Top with Left-Hand  
Discharge Beneath, Cut-Out Front**

**556; No-Hand No-Pan Tail-Out  
Cut-Out Both Sides & Block Beneath**



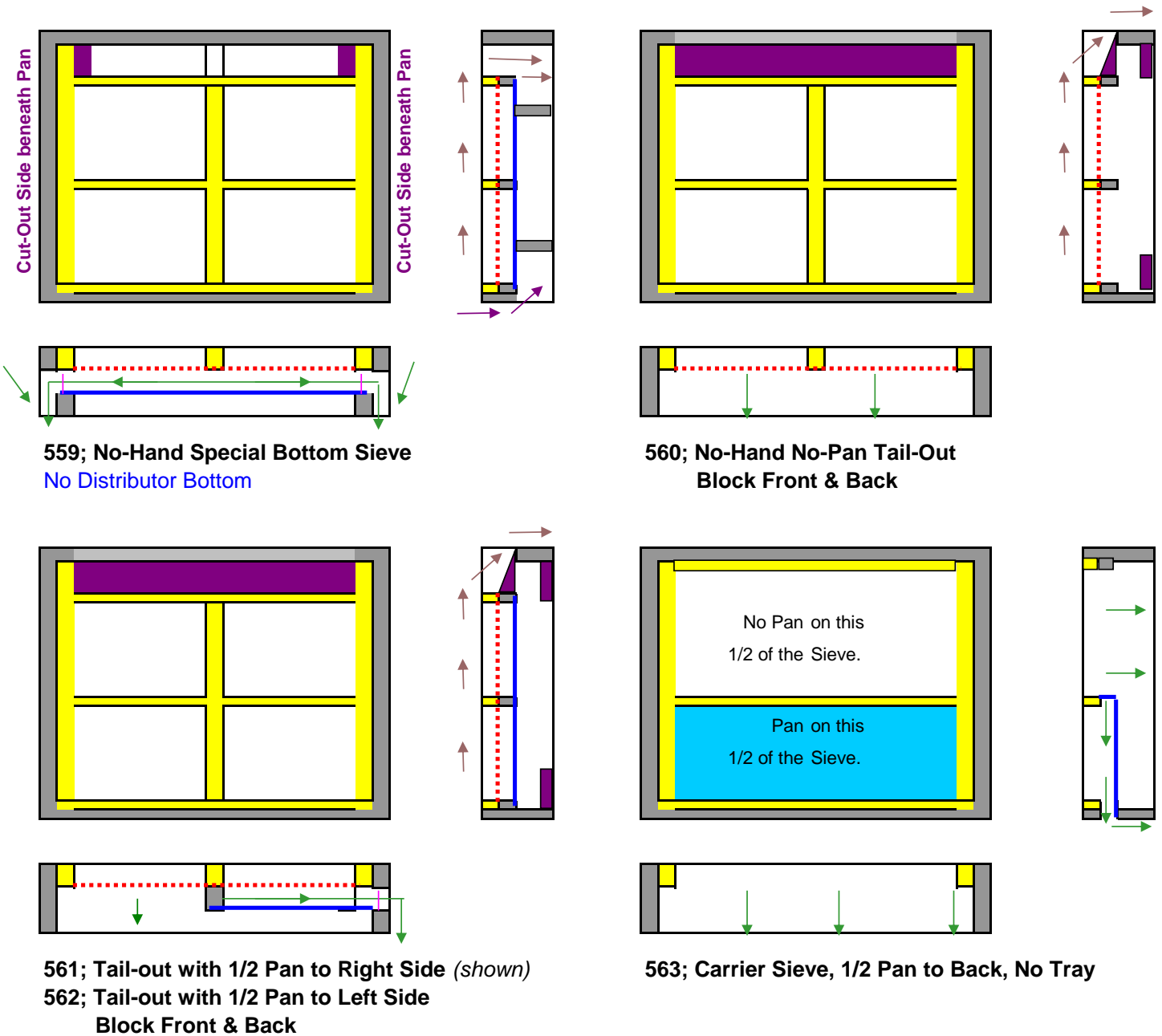
**557; No-Hand Tail-Out  
With Pan**

**558; No-Hand No-Pan Tail-Out, Cut-Out Sides  
Block Front**

## Full Cloth Sieves

Please Note:

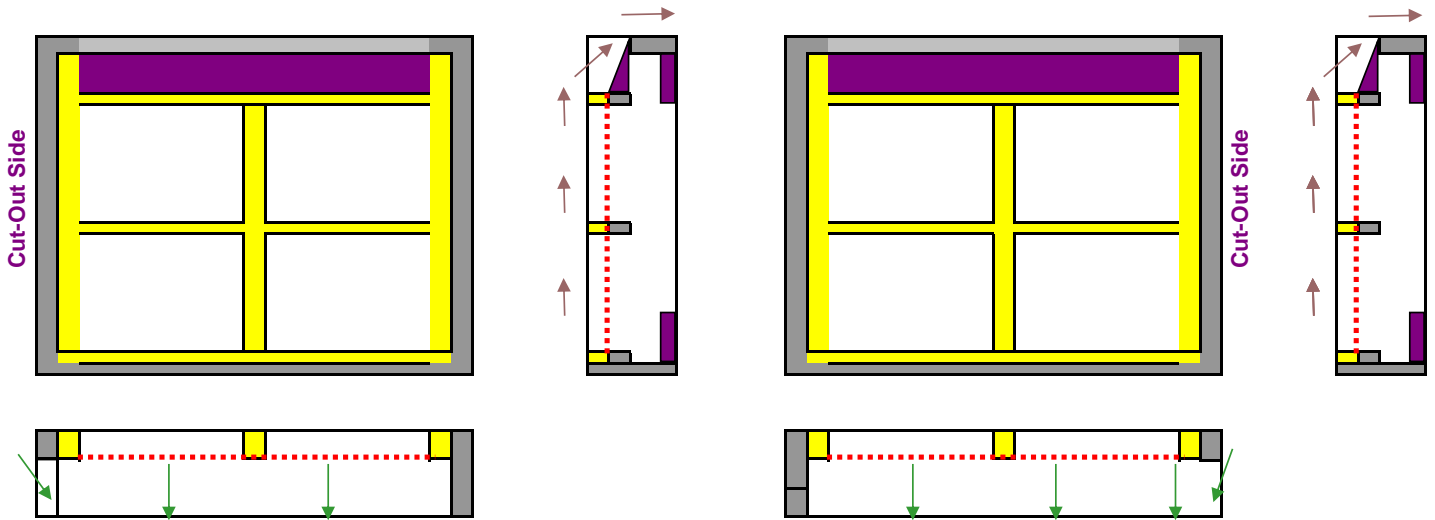
Due to the date that a sieve was designed/manufactured, the following may not be in numerical order.



## Full Cloth Sieves

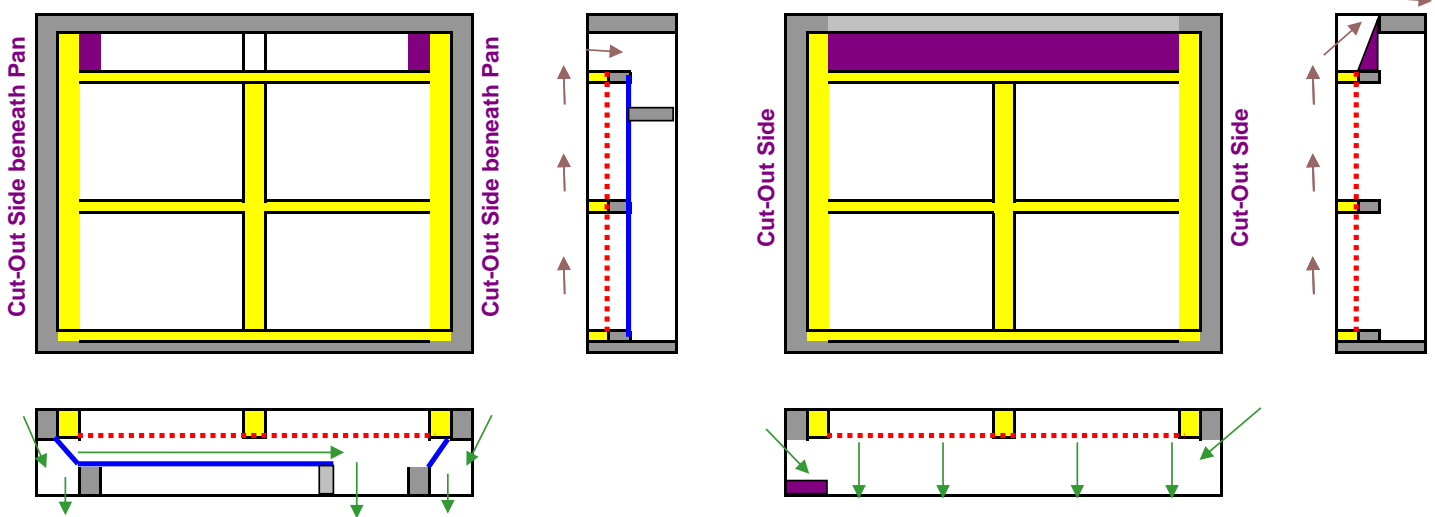
Please Note:

Due to the date that a sieve was designed/manufactured, the following may not be in numerical order.



**564; No-Hand No-Pan Tail-Out  
Cut-Out Left Side  
Block Front & Back**

**565; No-Hand No-Pan Tail-Out  
Cut-Out Right Side  
Block Front & Back**



**566; Right-Hand Bottom Sieve (shown)  
Cut-Out Sides, Inside Pan**

**567; Left-Hand Bottom Sieve  
Cut-Out Sides, Inside Pan**

**626; No-Hand No-Pan Tail-out  
Block Left Side Beneath (shown)**

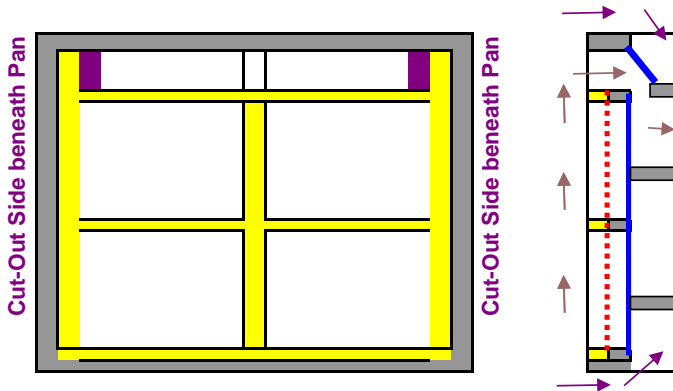
**627; No-Hand No-Pan Tail-out  
Block Right Side Beneath**

No Distributor Bottom

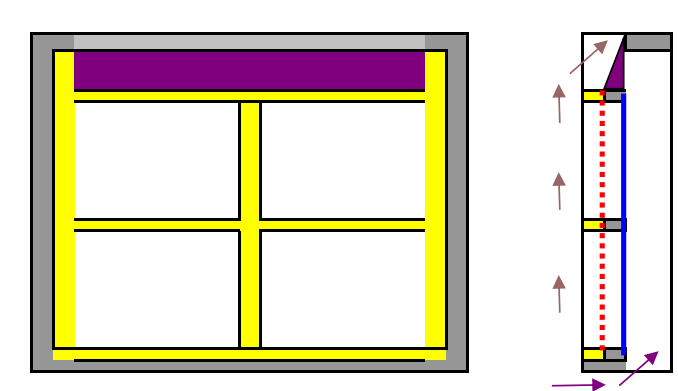
### Full Cloth Sieves

Please Note:

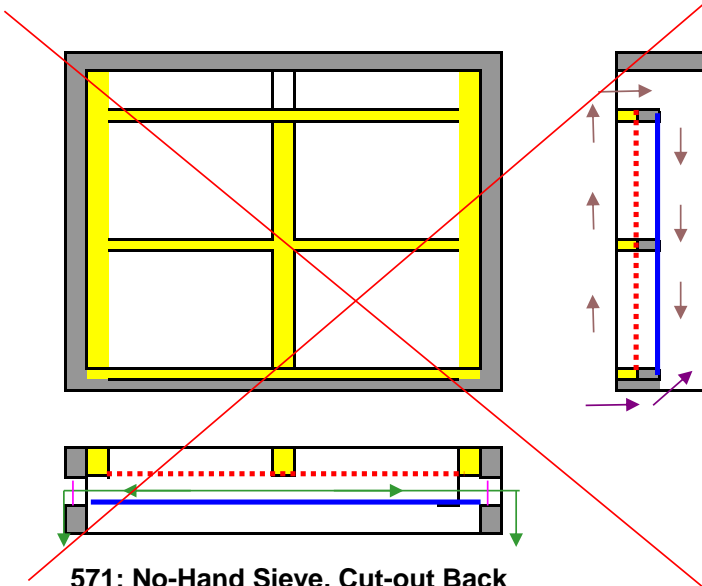
Due to the date that a sieve was designed/manufactured, the following may not be in numerical order.



**568; No-Hand Bottom Sieve**  
 Pan Below Throat, Cut-Out Front & Back  
**569; Left-Hand Bottom Sieve** *(shown)*  
 Pan Below Throat, Cut-Out Front & Back  
**570; Right-Hand Bottom Sieve**  
 Pan Below Throat, Cut-Out Front & Back  
 No Distributor Bottom

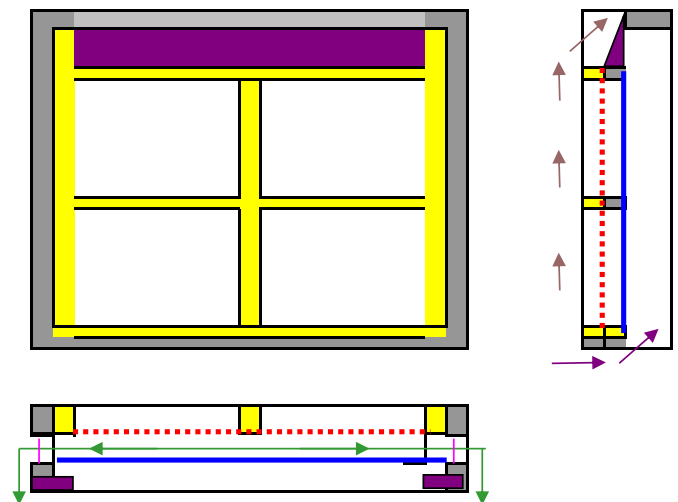


**639; Left-Hand Tailout, Cut-Out Back** *(shown)*  
 Block Thrus Side Below  
**638; Right-Hand Tailout, Cut-Out Back**  
 Block Thrus Side Below



**571; No-Hand Sieve, Cut-out Back**

**DUPLICATE OF 524, DO NOT USE THIS ONE**



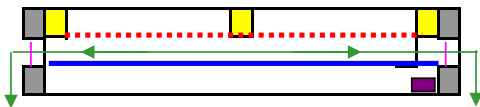
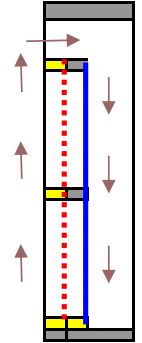
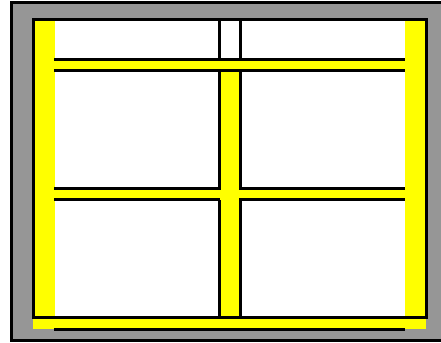
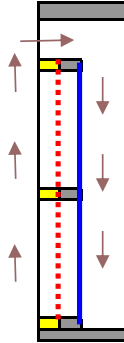
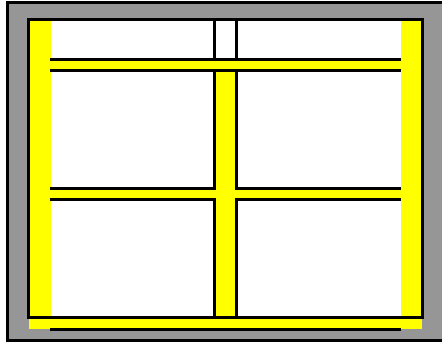
**572; No-Hand Tail-out, Cut-out Back** *(shown)*  
 Block Both Sides  
**573; Right-Hand Tail-out, Cut-out Back**  
 Block Both Sides  
**574; Left-Hand Tail-out, Cut-out Back**  
 Block Both Sides



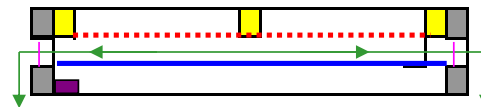
## Full Cloth Sieves

Please Note:

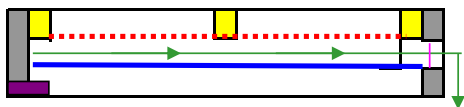
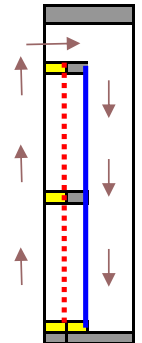
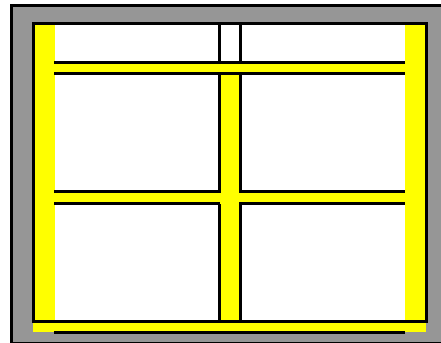
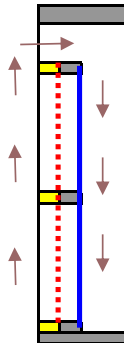
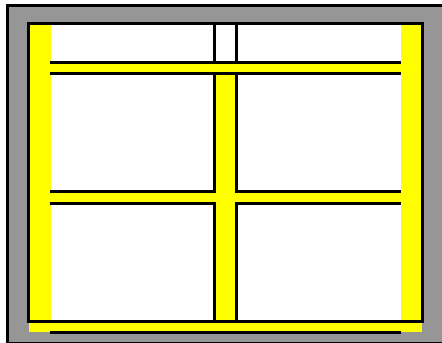
Due to the date that a sieve was designed/manufactured, the following may not be in numerical order.



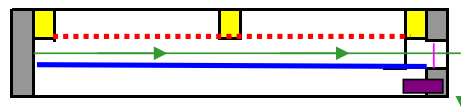
**575; No-Hand, Block Right Side**



**576; No-Hand, Block Left Side**



**577; Right-Hand (shown)  
Block Opposite Side**



**579; Right-Hand (shown)  
Block Thrus Side**

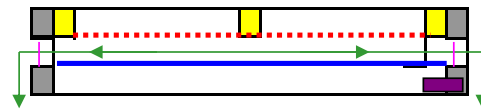
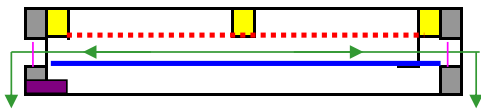
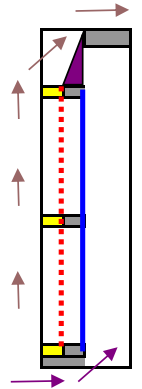

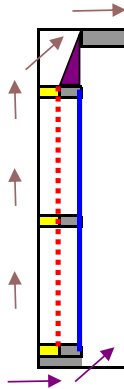
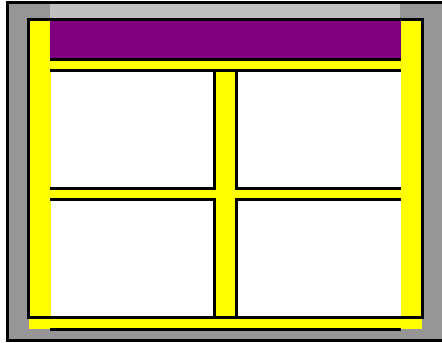
**578; Left-Hand  
Block Opposite Side**

**580; Left-Hand  
Block Thrus Side**

### Full Cloth Sieves

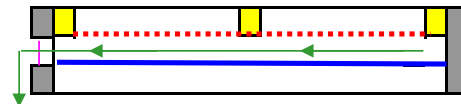
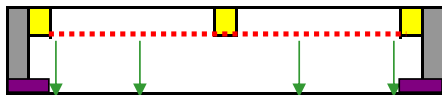
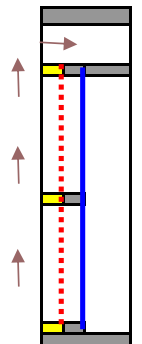
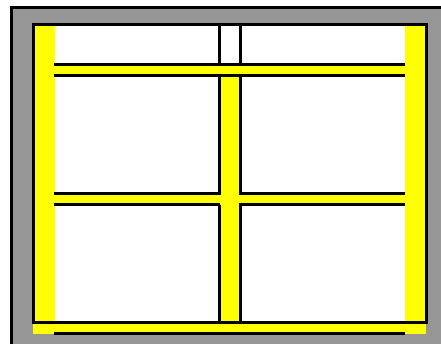
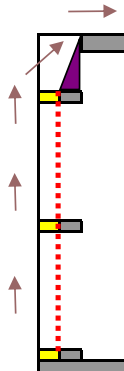
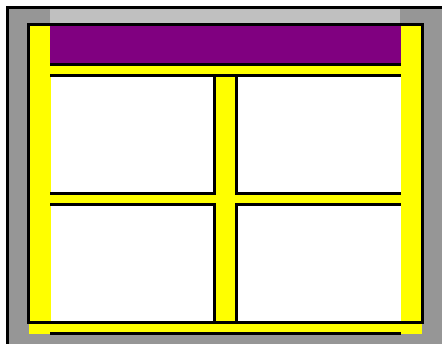
Please Note:

Due to the date that a sieve was designed/manufactured, the following may not be in numerical order.



**581; No-Hand Tail-out, C-O Back  
Block Right Side Beneath Pan**

**582; No-Hand Sieve, C-O Back  
Block Left Side Beneath Pan**



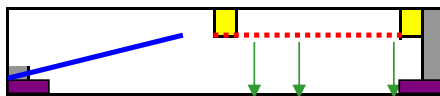
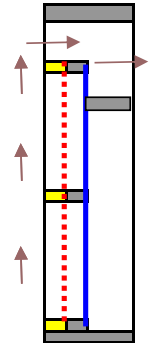
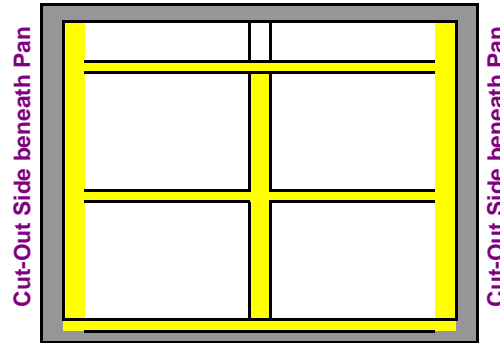
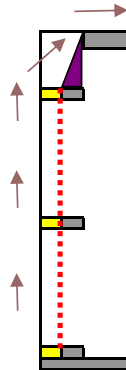
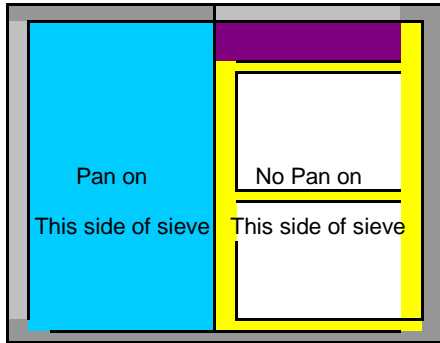
**583; No-Hand No-Pan Tail-out  
Block Both Sides**

**584; Left-Hand Bottom Sieve (shown)  
585; Right-Hand Bottom Sieve  
586; No-Hand Bottom Sieve**

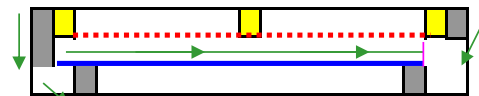
## Full Cloth Sieves

Please Note:

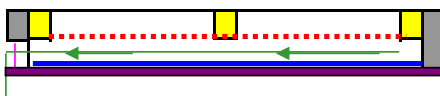
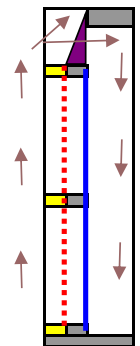

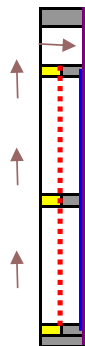
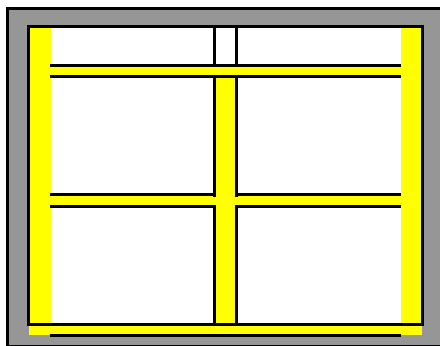
Due to the date that a sieve was designed/manufactured, the following may not be in numerical order.



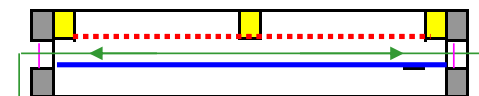
**587; No-Hand 1/2-Pan 1/2 Tail-out Block Both Sides**



**588; Left-Hand Bottom Sieve, Cut-Out Both Sides**  
**589; Right-Hand Bottom Sieve (shown)**  
**Cut-Out Both Sides**  
No Distributor Bottom



**590; Right-Hand Narrow Bottom Sieve**  
**591; Left-Hand Narrow Bottom Sieve (shown)**  
**592; No-Hand Narrow Bottom Sieve**

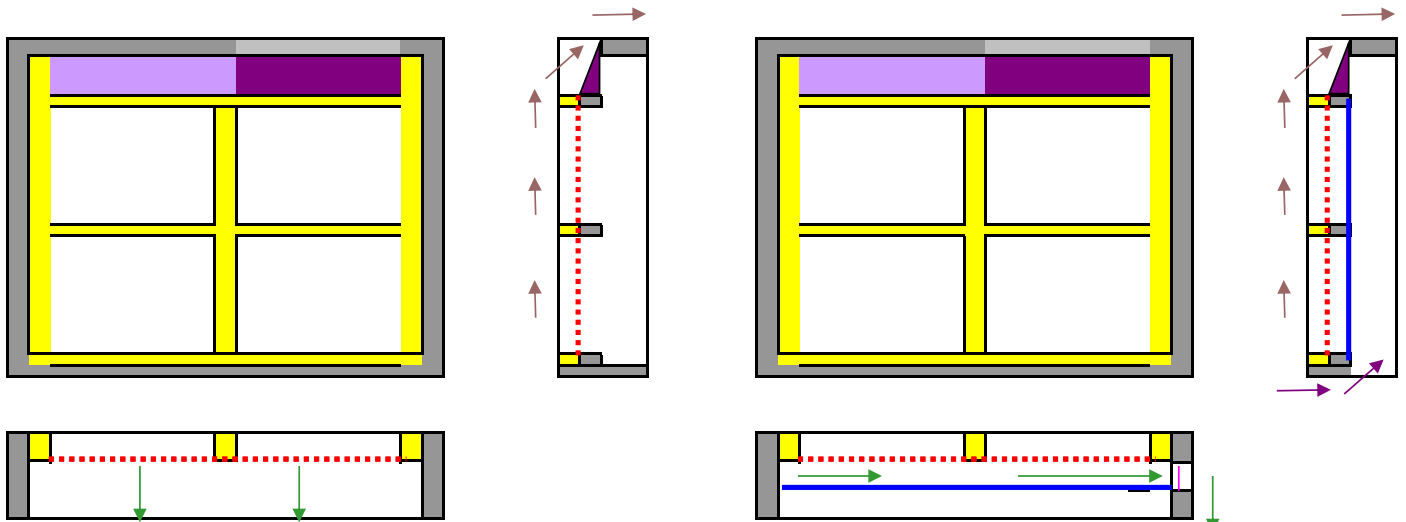


**593; No-Hand 1/2 Tailout on Right Side (shown)**  
**594; No-Hand 1/2 Tailout on Left Side**

### Full Cloth Sieves

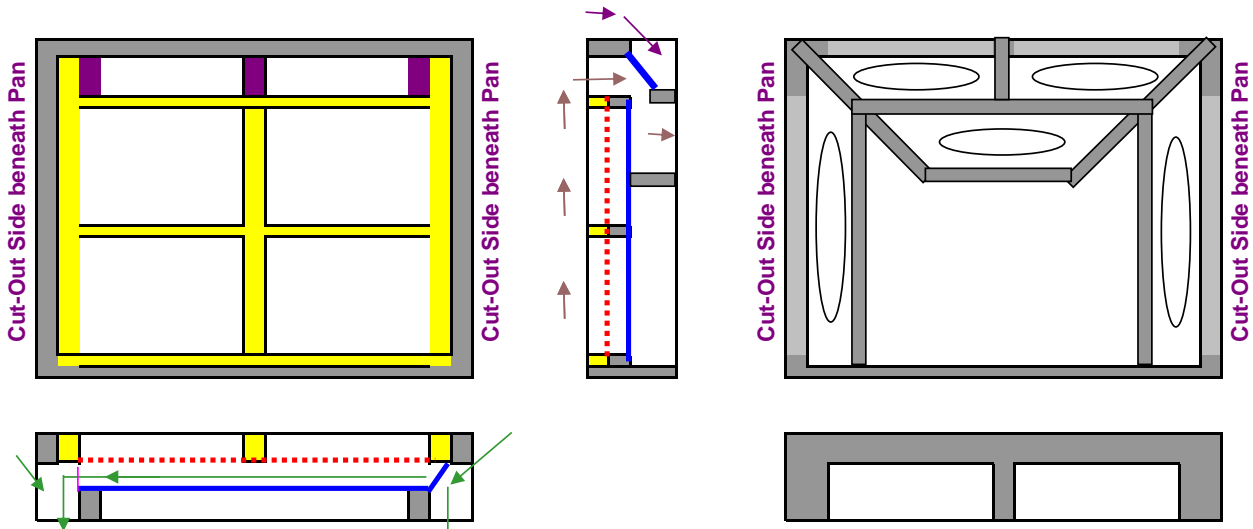
Please Note:

Due to the date that a sieve was designed/manufactured, the following may not be in numerical order.



**595; No-Hand No-Pan** (shown)  
1/2 Tail-Out on Right Side  
**596; No-Hand No-Pan**  
1/2 Tail-Out on Left Side

**597; Right-Hand 1/2 Tailout on Right Side** (shown)  
Cut-Out Back of Sieve  
**598; Right-Hand 1/2 Tailout on Left Side**  
Cut-Out Back of Sieve

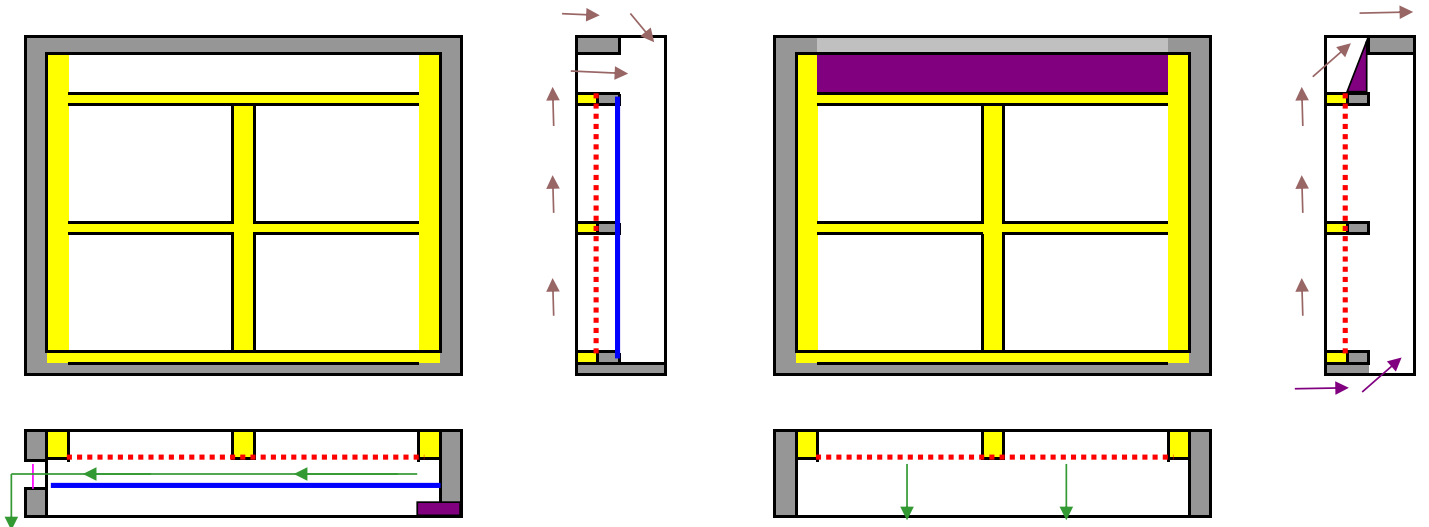


**599; Left-Hand Bottom Sieve, Pan Below Throat, Dual Cut-Outs on Front**  
No Distributor Bottom

## Full Cloth Sieves

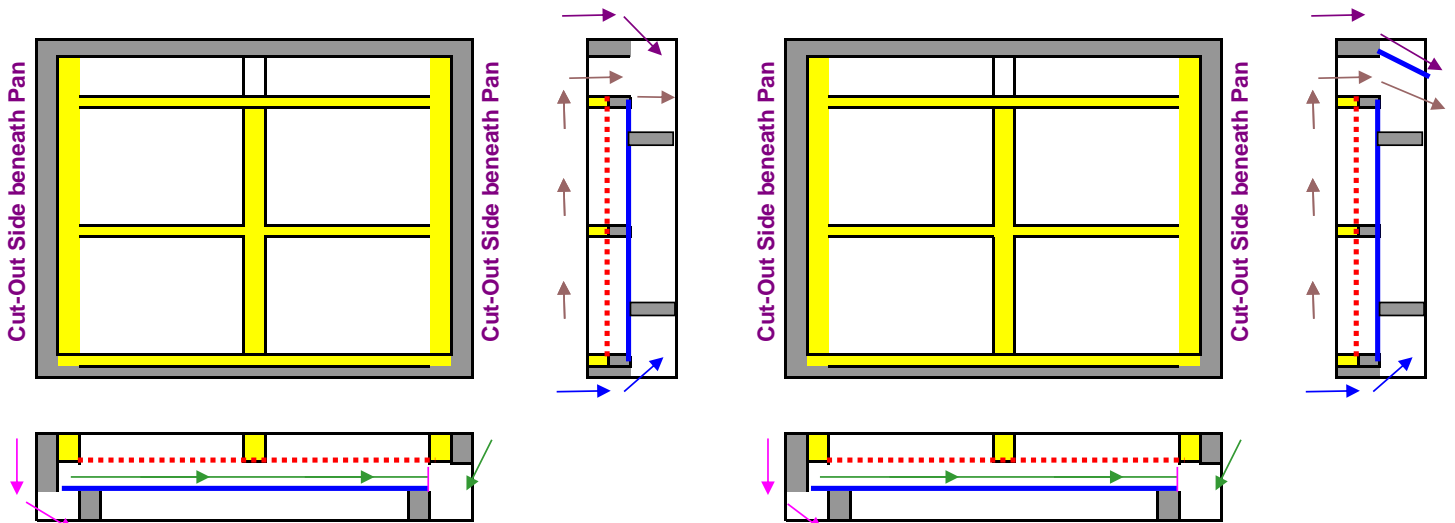
Please Note:

Due to the date that a sieve was designed/manufactured, the following may not be in numerical order.



**600; Left-Hand, Cut-Out Throat (shown)**  
Block Opposite Side  
**601; Right-Hand, Cut-Out Throat**  
Block Opposite Side

**602; No-Hand No-Pan Tail-Out, Cut-Out Back**



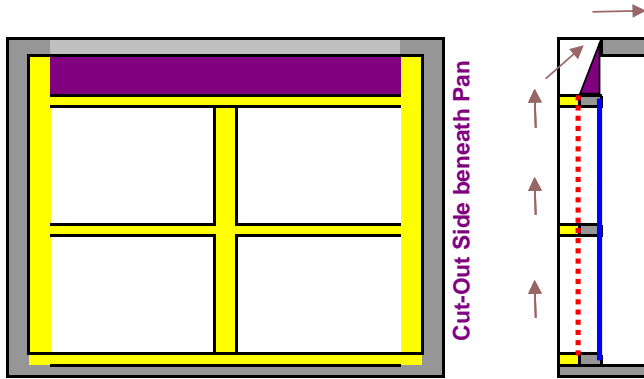
**603; No-Hand Bottom Sieve**  
Cut-Out Sides, Throat & Back  
**604; Left-Hand Bottom Sieve**  
Cut-Out Sides, Throat & Back  
**605; Right-Hand Bottom Sieve (shown)**  
Cut-Out Sides, Throat & Back  
No Distributor Bottom

**606; No-Hand Bottom Sieve**  
Cut-Out Sides, Front & Back  
**607; Left-Hand Bottom Sieve**  
Cut-Out Sides, Front & Back  
**608; Right-Hand Bottom Sieve (shown)**  
Cut-Out Sides, Front & Back  
No Distributor Bottom

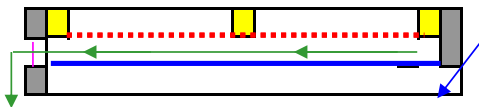
## Full Cloth Sieves

Please Note:

Due to the date that a sieve was designed/manufactured, the following may not be in numerical order.




Cut-Out Side beneath Pan

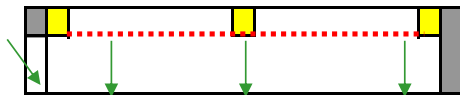


609; Left-Hand Tail-out, Cut-Out Side (shown)

610; Right-Hand Tail-out, Cut-Out side

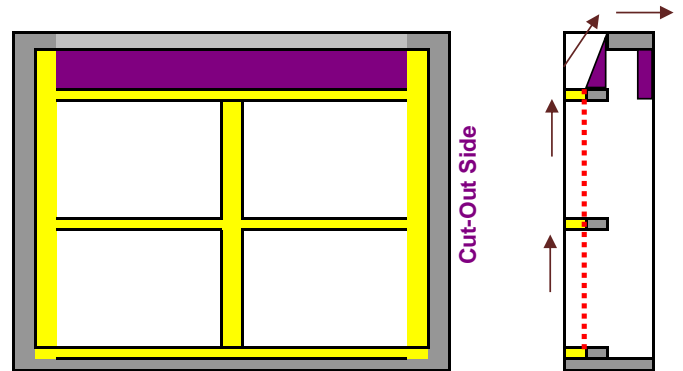


Cut-Out Side

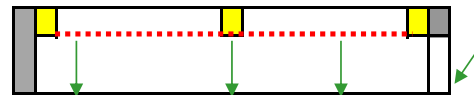


614; No-Hand No-Pan 1/4 Turn Tail-Out  
Cut-Out Left Side & Block Front

*(651, no longer in existence, was a duplicate of this one)*



Cut-Out Side



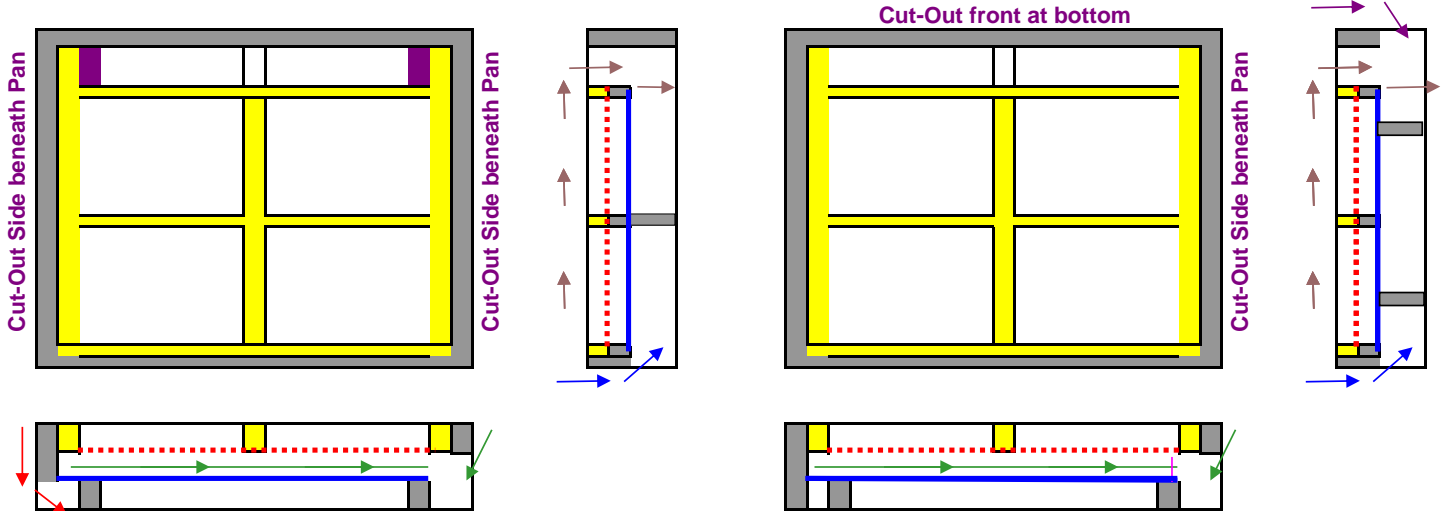
619; No-Hand No-Pan 1/4 Turn Tail-Out  
Cut-Out Right Side & Block Front

*(652, no longer in existence, was a duplicate of this one)*

## Full Cloth Sieves

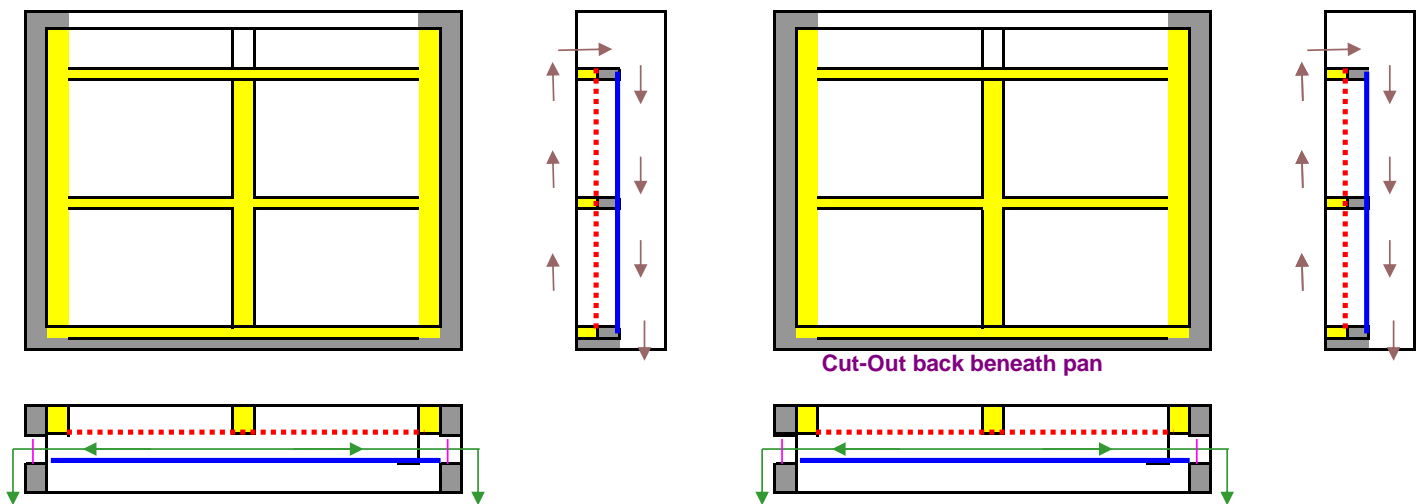
Please Note:

Due to the date that a sieve was designed/manufactured, the following may not be in numerical order.



**611, Right-Hand Bottom Sieve** (*shown*)  
Cut-Out Sides & Back  
**612; Left-Hand Bottom Sieve**  
Cut-Out Sides & Back  
**613; No-Hand Bottom Sieve**  
Cut-Out Sides & Back  
No Distributor Bottom

**618, Right-Hand Bottom Sieve** (*shown*)  
Cut-Out Side, Throat & Back  
**617, Left-Hand Bottom Sieve**  
Cut-Out Side, Throat & Back  
No Distributor Bottom



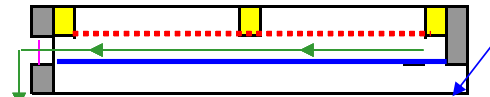
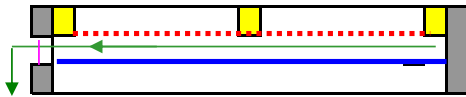
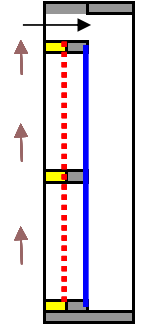
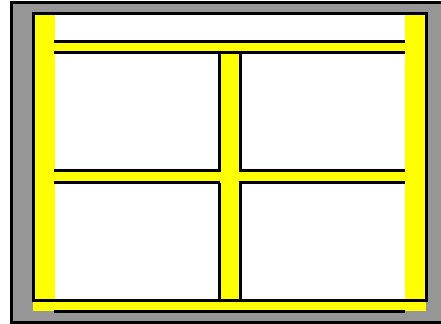
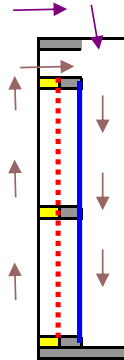
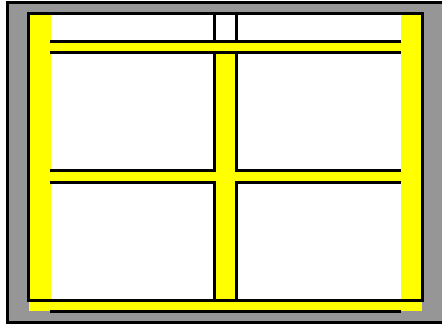
**154; Top Scalp Sieve, No Throat Board**  
Cut-Out Back

**155; Intermediate Scalp Sieve, No Throat Board**  
Cut-Out Back

### Full Cloth Sieves

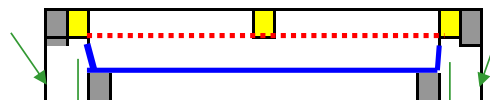
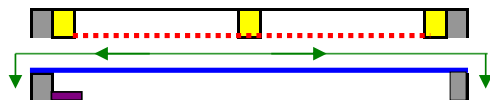
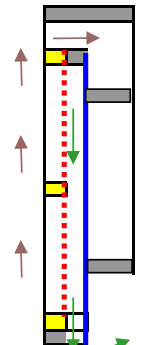
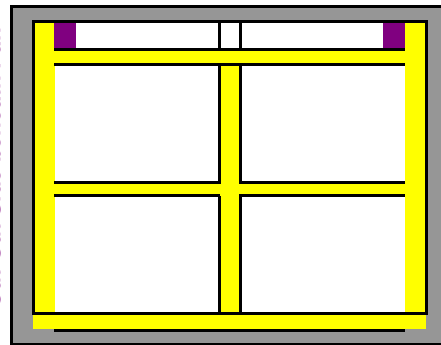
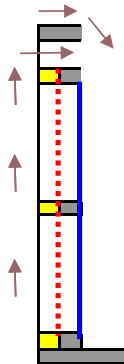
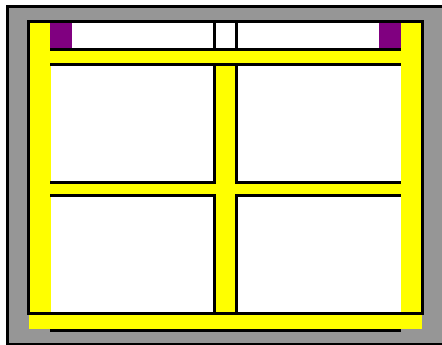
Please Note:

Due to the date that a sieve was designed/manufactured, the following may not be in numerical order.



620; Left-Hand Sieve (shown)  
Cut-Out Throat  
621; Right-Hand Sieve  
Cut-Out Throat

622; Left-Hand (shown)  
Cut-Out Right Side  
623; Right-Hand  
Cut-Out Left Side



625; No-Hand, Cut-Out Throat (shown)  
Block Left Side  
637; No-Hand, Cut-Out Throat  
Block Right Side

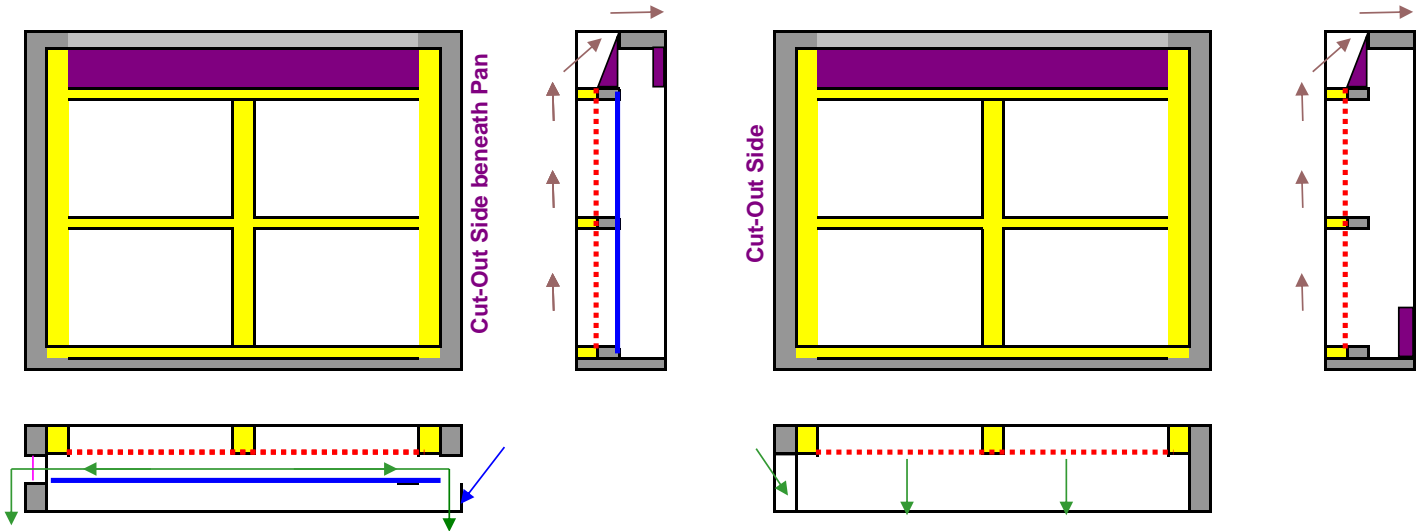
624; Special Bottom, Pan Out Back  
Cut-Out Sides & Back  
No Distributor Bottom



## Full Cloth Sieves

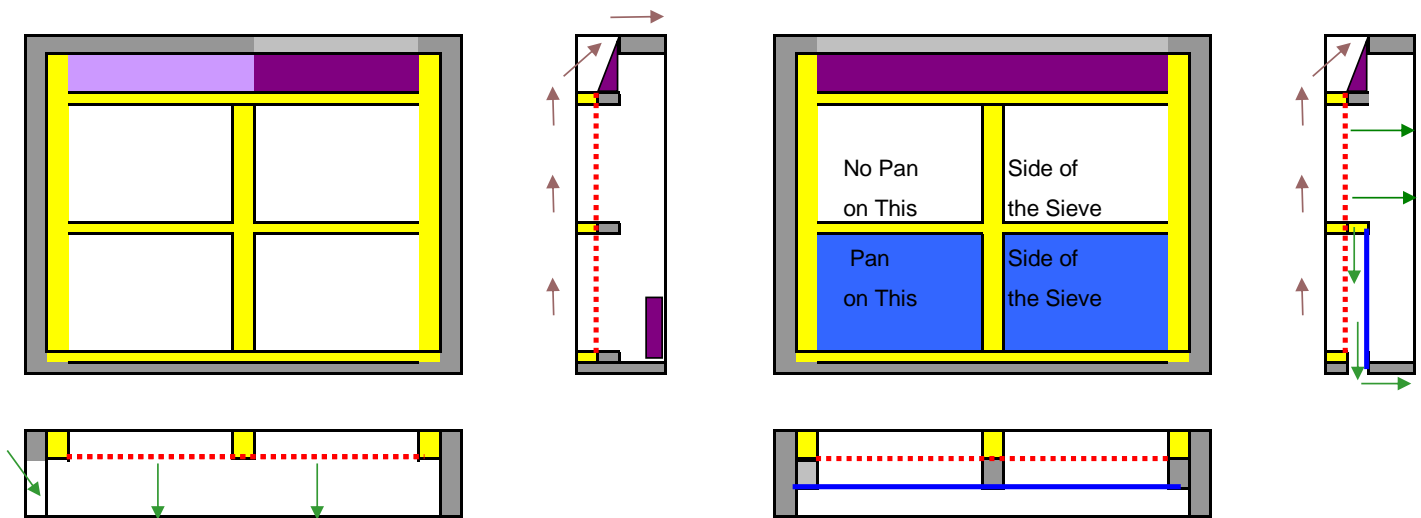
Please Note:

Due to the date that a sieve was designed/manufactured, the following may not be in numerical order.



**628; No-Hand, Tail-Out (shown)**  
Block Front & Cut-Out Right Side  
**629; No-Hand, Tail-Out**  
Block Front & Cut-Out Left Side

**630; No-Hand No-Pan Tail-Out**  
Block Back & Cut-Out Right Side  
**631; No-Hand No-Pan Tail-Out (shown)**  
Block Back & Cut-Out Left Side



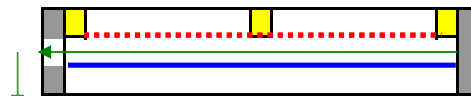
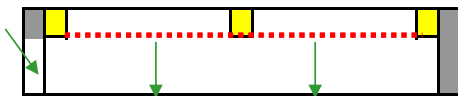
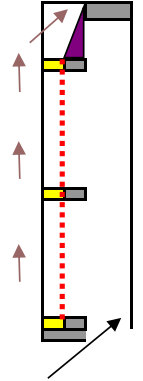
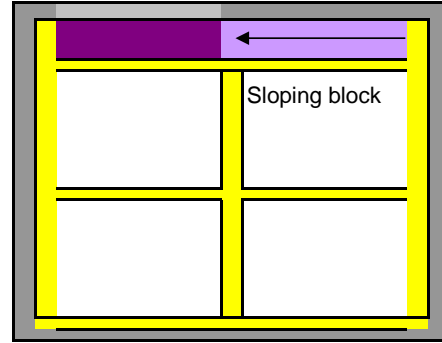
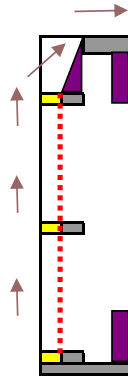
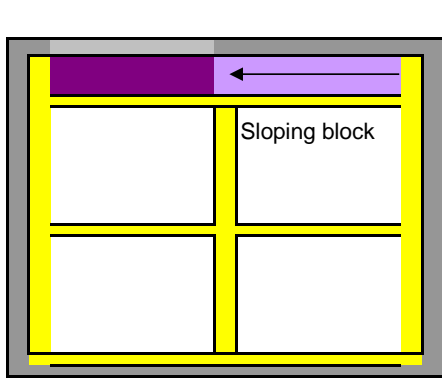
**633; No-Hand No-Pan 1/2 Tailout on Right Side (shown)**  
Cut-Out Left Side & Block Back  
**634; No-Hand No-Pan 1/2 Tailout on Left Side**  
Cut-Out Left Side & Block Back

**632; Scalp Tail-Out Sieve, 1/2 Pan to Back**

## Full Cloth Sieves

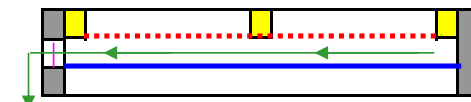
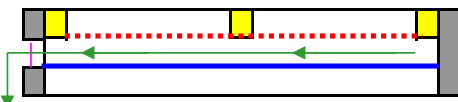
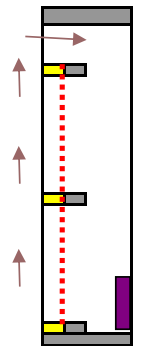
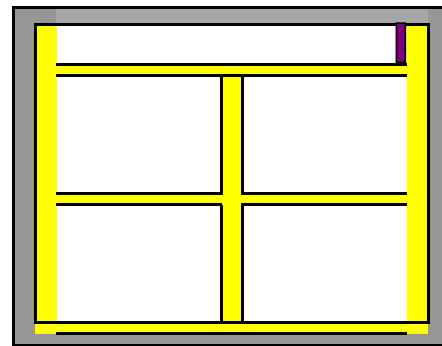
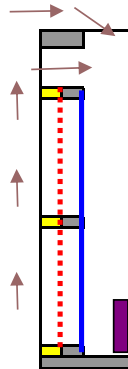
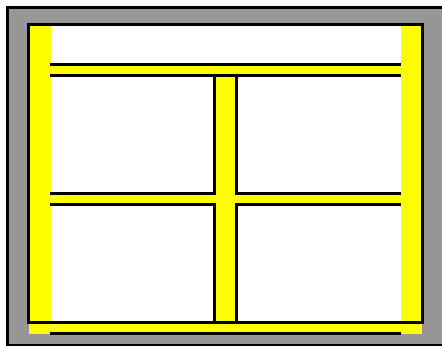
Please Note:

Due to the date that a sieve was designed/manufactured, the following may not be in numerical order.



**635; No-Hand No-Pan 1/2 Tail-Out to Left  
Cut-Out Left Side, Block Front & Back**

**636; Left-Hand 1/2 Tail-Out to Left, Cut-Out Back**



**638; Left-Hand, Cut-Out Throat (shown)  
Block in Back**

**640; Left-Hand, Block in Back (shown)  
Slope Block in Throat**

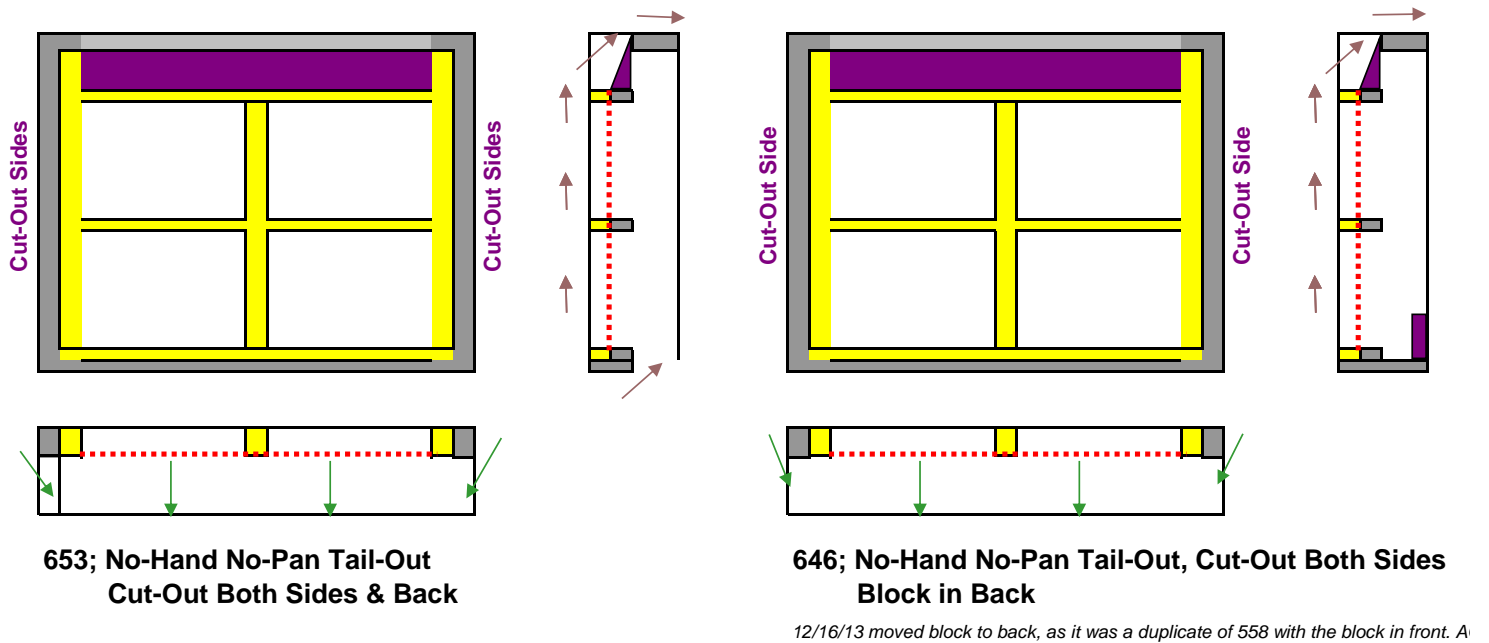
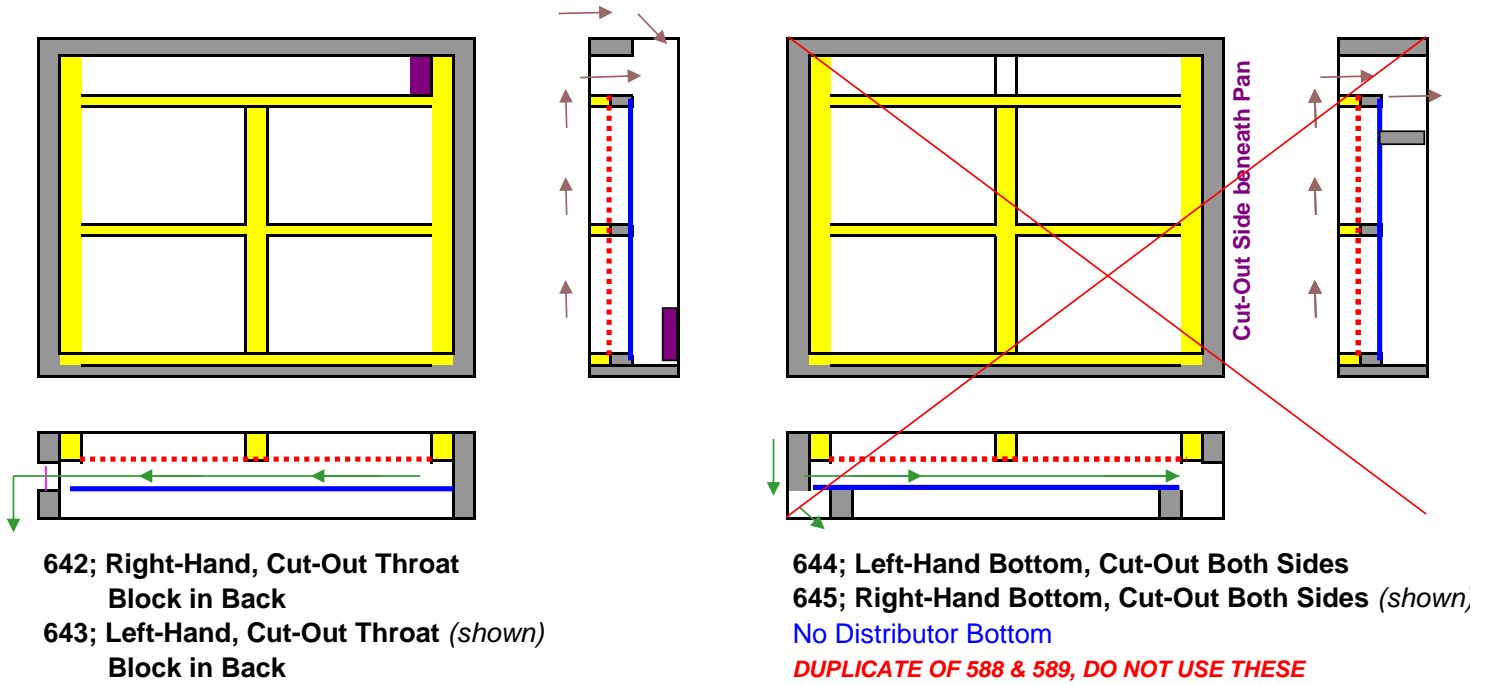
**639; Right-Hand, Cut-Out Throat  
Block in Back**

**641; Right-Hand, Block in Back  
Slope Block in Throat**

### Full Cloth Sieves

Please Note:

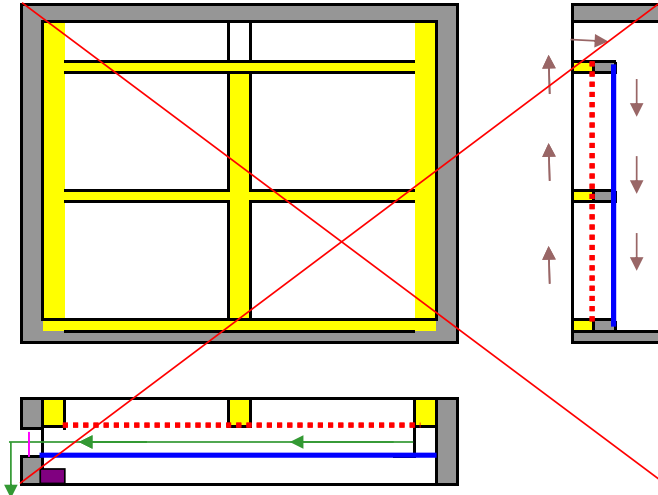
Due to the date that a sieve was designed/manufactured, the following may not be in numerical order.



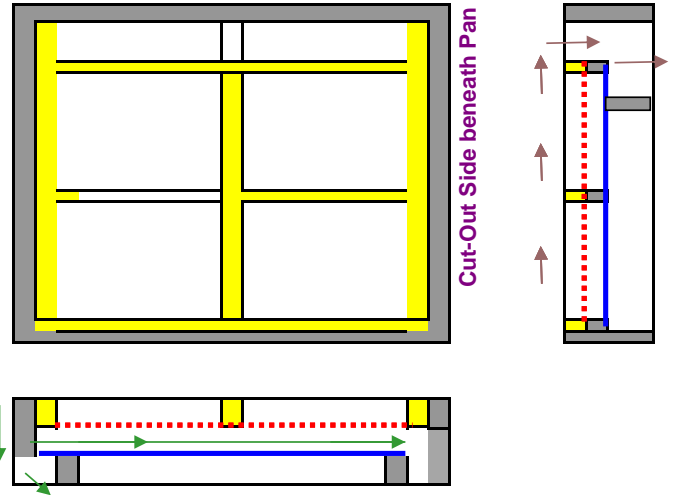
## Full Cloth Sieves

Please Note:

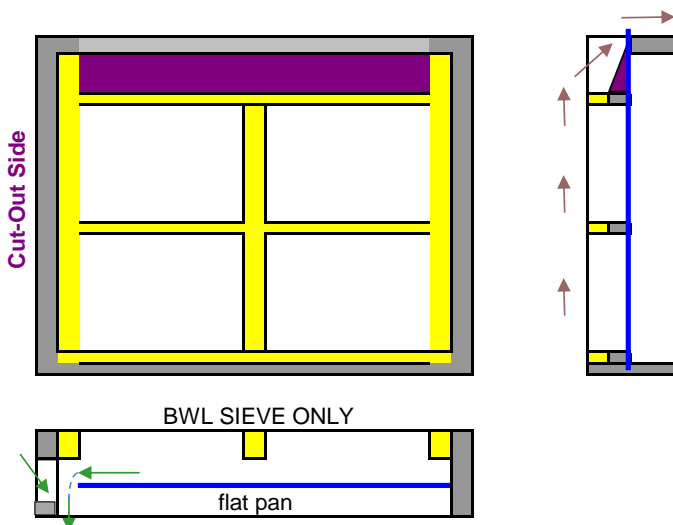
Due to the date that a sieve was designed/manufactured, the following may not be in numerical order.



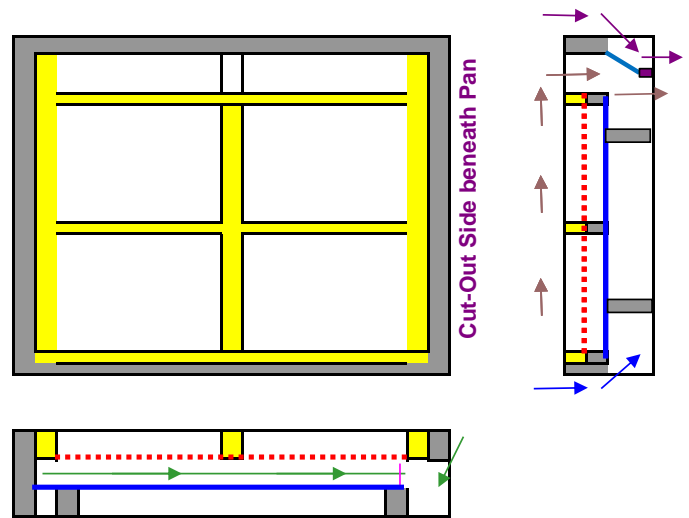
649; Left-Hand Block Thrus Below (shown)  
650; Right-Hand Block Thrus Below  
**DUPLICATE OF 579 & 580, DO NOT USE THESE**



647; Left-Hand Bottom Sieve  
Cut-Out Opposite Side  
648; Right-Hand Bottom Sieve (shown)  
Cut-Out Opposite Side  
No Distributor Bottom



BWL SIEVE ONLY  
656; Left-Hand Short-Pan Tail-Out (shown)  
Cut-Out Thrus Side  
657; Right-Hand Short-Pan Tail-Out  
Cut-Out Thrus Side

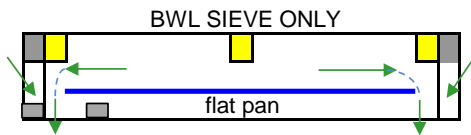
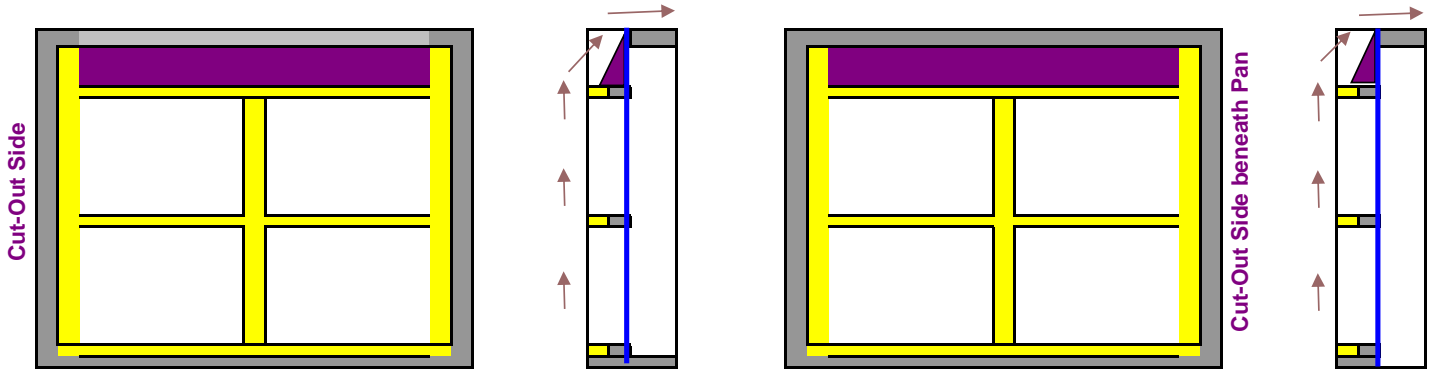


655, Right-Hand Bottom Sieve (shown)  
Cut-Out Side, Front & Back  
654, Left-Hand Bottom Sieve  
Cut-Out Side, Front & Back  
No Distributor Bottom

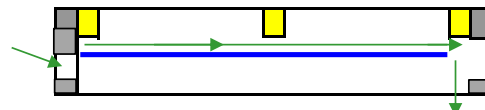
## Full Cloth Sieves

Please Note:

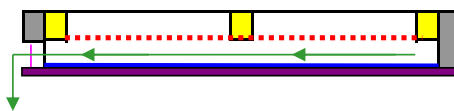
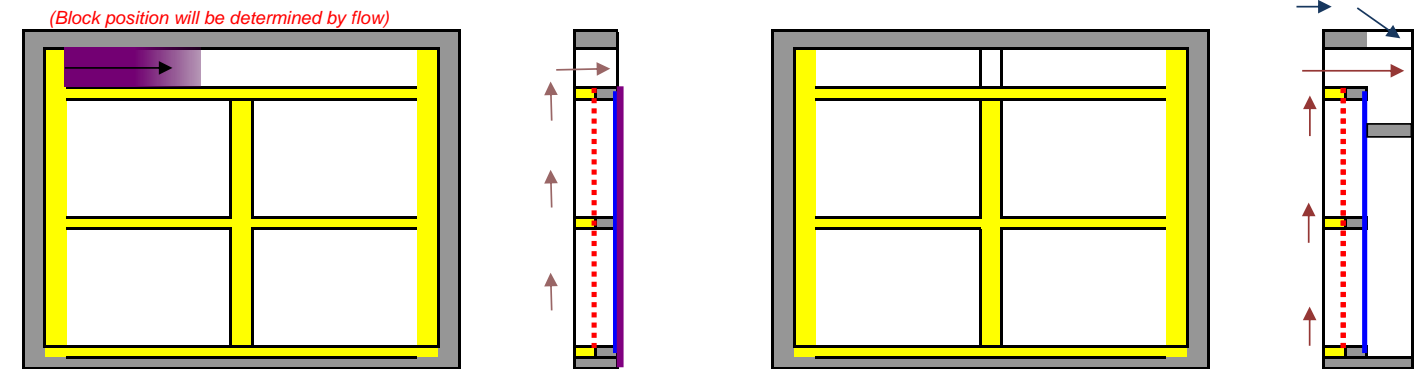
Due to the date that a sieve was designed/manufactured, the following may not be in numerical order.



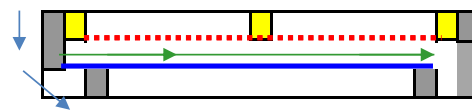
**658; No-Hand Short-Pan Tail-Out  
Cut-Out Both Sides**



**659; Left-Hand Short-Pan Tail-Out  
Cut-Out Both Sides  
660; Right-Hand Short-Pan Tail-Out (shown)  
Cut-Out Both Sides**



**661; Right-Hand Narrow Bottom Sieve  
Slope Block in Throat  
662; Left-Hand Narrow Bottom Sieve (shown)  
Slope Block in Throat  
663; No-Hand Narrow Bottom Sieve  
Slope Block in Throat**

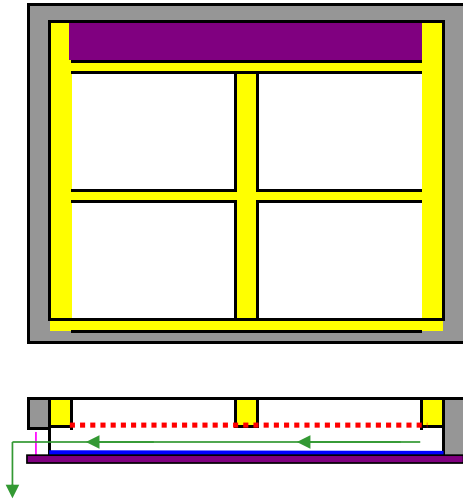


**664; Left-Hand Bottom Sieve  
Cut-Out Opposite Side & Throat  
665; Right-Hand Bottom Sieve (shown)  
Cut-Out Opposite Side & Throat  
No Distributor Bottom**

## Full Cloth Sieves

Please Note:

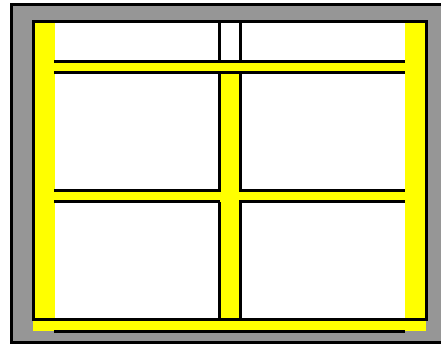
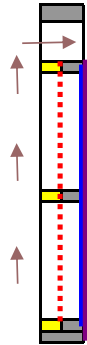
Due to the date that a sieve was designed/manufactured, the following may not be in numerical order.



667; Right-Hand Tail-Out  
Narrow Bottom Sieve

668; Left-Hand Tail-Out (shown)  
Narrow Bottom Sieve

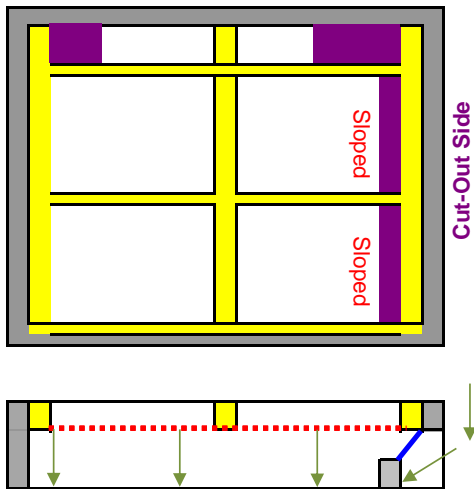
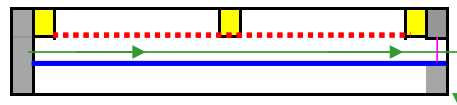
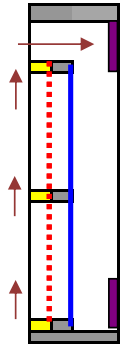
669; No-Hand Tail-Out  
Narrow Bottom Sieve



670; Right-Hand, Block Front & Back (shown)

671; Left-Hand, Block Front & Back

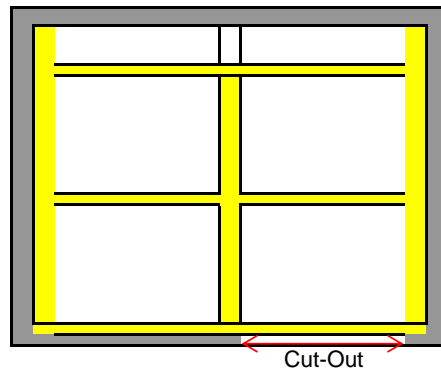
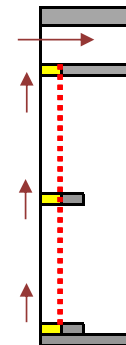
672; No-Hand, Block Front & Back



673; Right-Hand Bottom Sieve (shown)

No Pan, Cut-Out Right Side

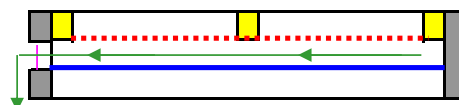
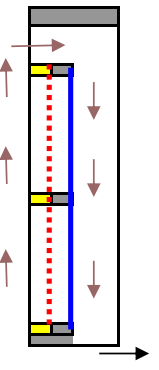
674; Left-Hand Sieve Bottom Sieve  
No Pan, Cut-Out Left Side



675; Left-Hand (shown)

Cut-Out Right Side of Back  
For 1/2 Tail-Out Below

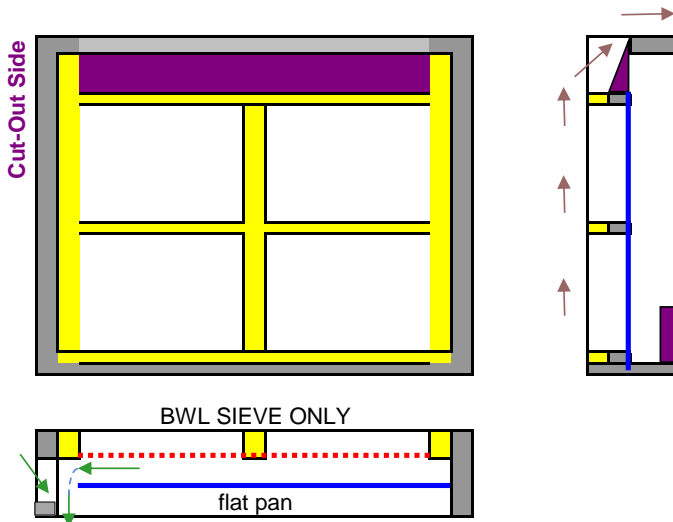
676; Right-Hand  
Cut-Out Right Side of Back  
For 1/2 Tail-Out Below



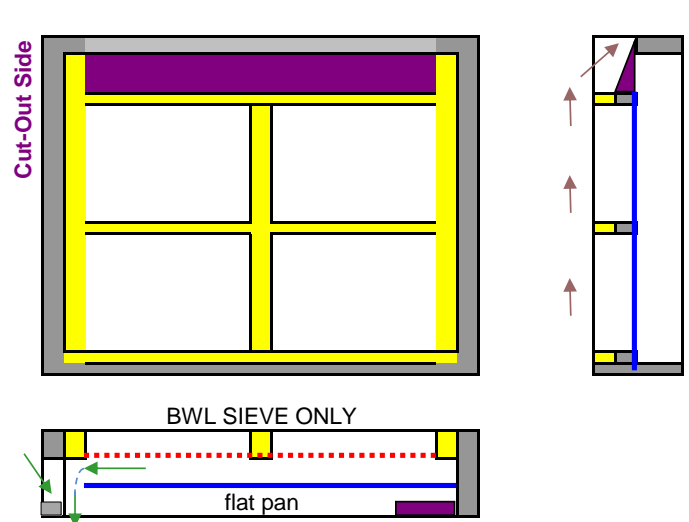
## Full Cloth Sieves

Please Note:

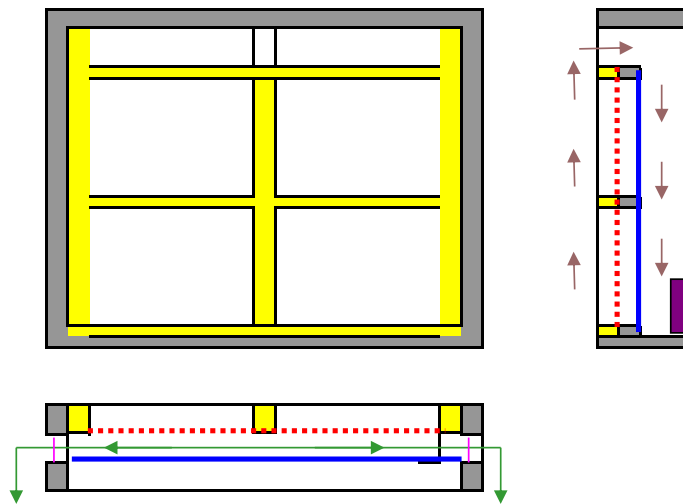
Due to the date that a sieve was designed/manufactured, the following may not be in numerical order.



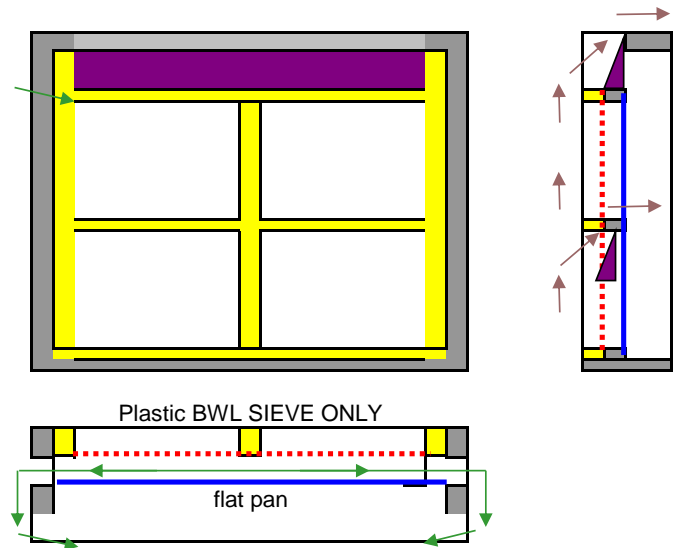
**677; Left-Hand Short Pan Tail-Out** (*shown*)  
Cut-Out Left Side, Block in Back  
**678; Right-Hand Short Pan Tail-Out**  
Cut-Out Right Side, Block in Back



**680; Left-Hand Short Pan Tail-Out** (*shown*)  
Cut-Out Left Side, Block Opposite Thrus  
**681; Right-Hand Short Pan Tail-Out**  
Cut-Out Right Side, Block Opposite Thurs



**503B; No-Hand, Block in Back**

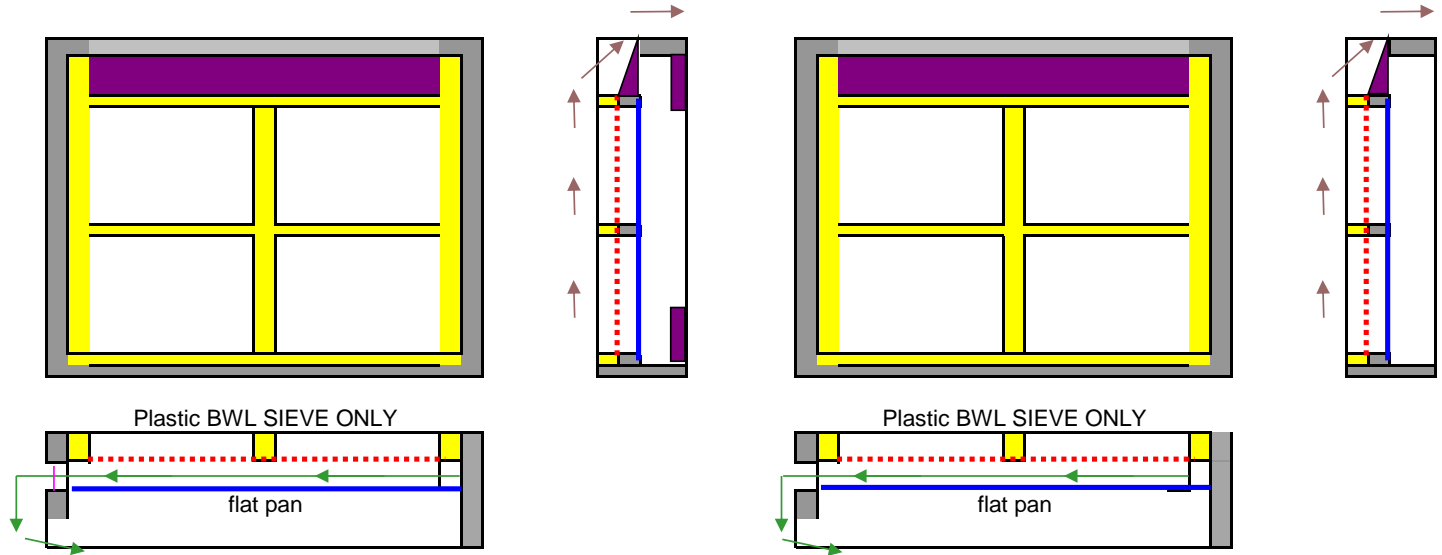


**679; No-Hand Tail-out with Pan,**  
Cut-Out Both Sides Below Pan

### Full Cloth Sieves

Please Note:

Due to the date that a sieve was designed/manufactured, the following may not be in numerical order.



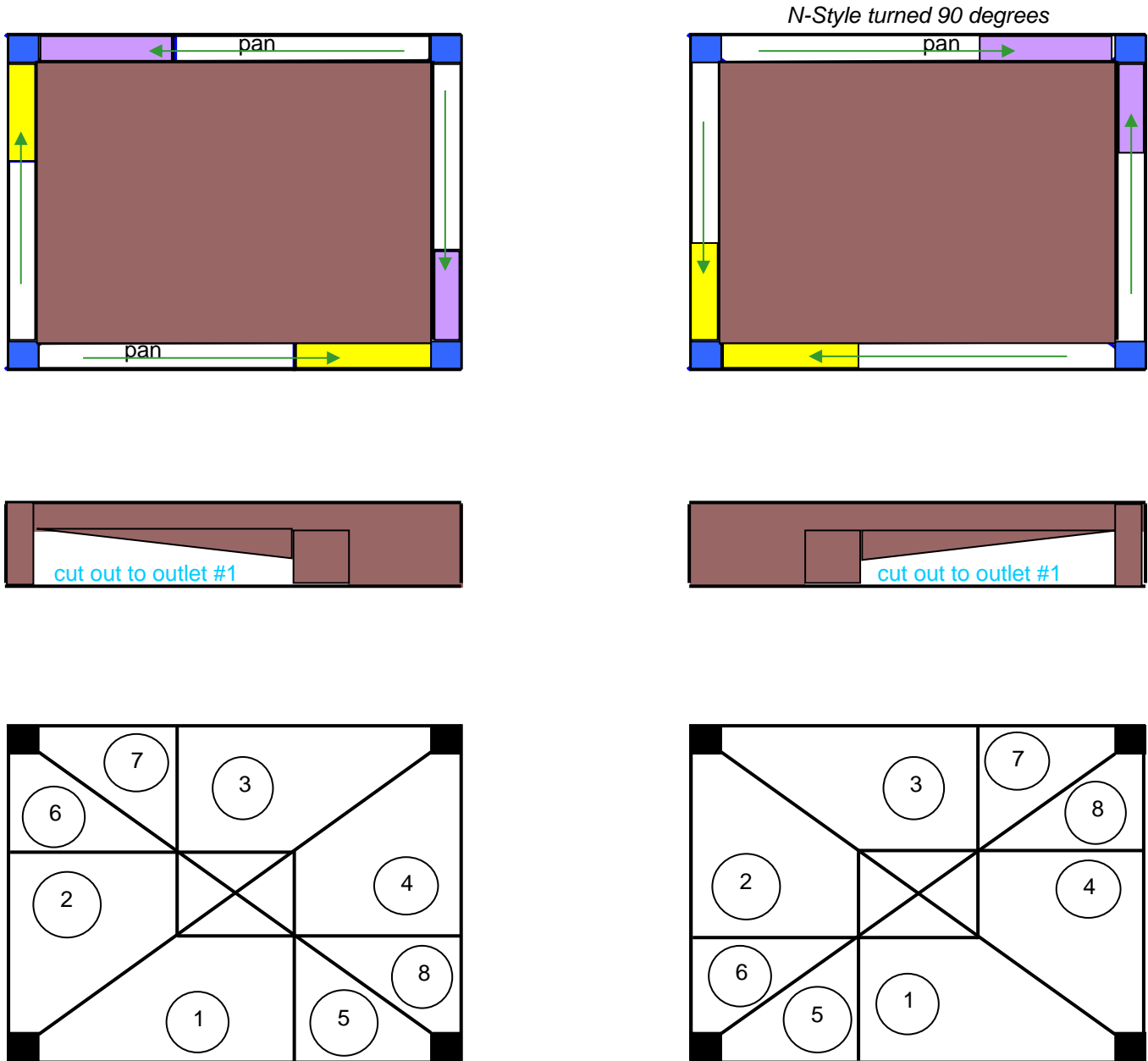
- 682; No-Hand Tail-out with Pan,  
Cut-Out Right Side Below Pan  
block Front & Back for 2channel below**
- 683; No-Hand Tail-out with Pan,  
Cut-Out Left Side Below Pan  
block Front & Back for 2channel below**

- 684; No-Hand Tail-out with Pan,  
Cut-Out Right Side Below Pan**
- 685; No-Hand Tail-out with Pan,  
Cut-Out Left Side Below Pan**



Nordyke or "N-Style" Distributor Bottom


Top View, showing direction that pans dump towards corners.



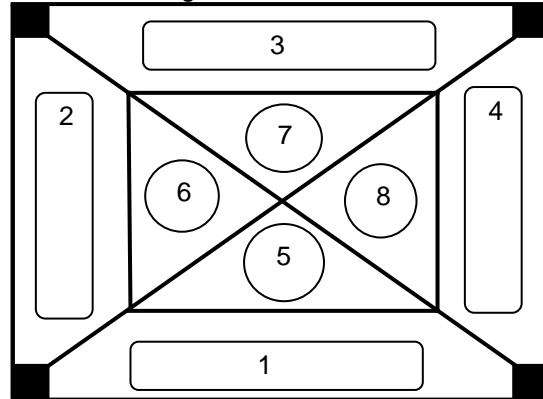
**Note:** N-Style bottoms can be modified by removing one or more pans or removing one or more of the dividing sticks beneath the pans.

Allis or "A-Style" Distributor Bottom and Hoppers

Top View



Top View (without plywood cover)  
Showing bottom outlet locations



Door Side

End View, showing side cut out.



**Note: Outlets 1, 2, 3, and 4 can either be Center or End Hoppers.  
Outlets 5, 6, 7, and 8 are straight round outlets**

Standard Center and End Hopper Sizes:

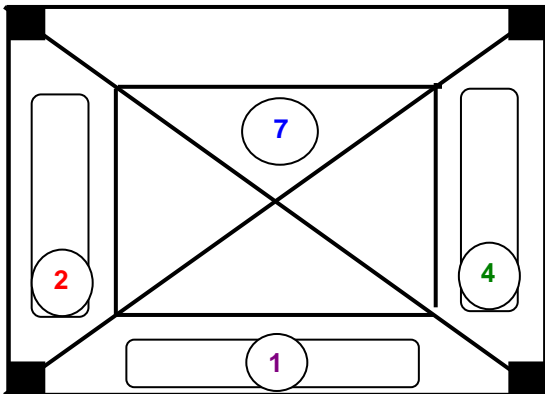
24-11/16" sifter = 2-1/2" wide x 14" long

28-3/4" sifter = 2-1/2" wide x 18" long

30-7/8" sifter = 3" wide x 20" long

40-7/8" sifter = 4" wide x 29" long

Sample Sifter Bottom



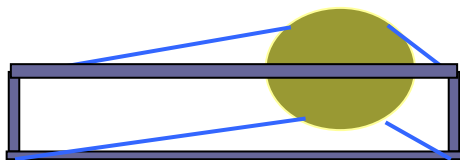
Outlets:

- 1 - Center Hopper
- 2 - Right Hand End Hopper
- 4 - Left Hand End Hopper
- 7 - Round Straight

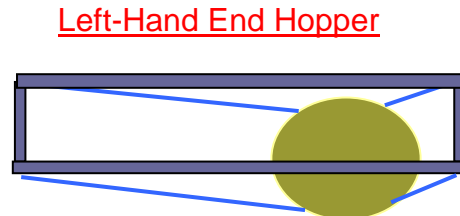
**How to determine Right or Left Hand End Hoppers:**

When the outlet diameter is greater than 5" the bottom is offset towards the middle of the sifter. If not the outlet will hit the sifter frame. Therefore on larger diameter outlets there are Right Hand and Left Hand End Hoppers.

View looking down - out the bottom of the sifter



Right-Hand End Hopper



Left-Hand End Hopper